

PEARL

Insights into interactions between vanadium (V) bio-reduction and pentachlorophenol dechlorination in synthetic groundwater

Zhang, Baogang; Cheng, Yutong; Shi, Jiabin; Xing, Xuan; Zhu, Yuling; Xu, Nan; Xia, Jianxin; Borthwick, Alistair G.L.

Published in:
Chemical Engineering Journal

DOI:
[10.1016/j.cej.2019.121965](https://doi.org/10.1016/j.cej.2019.121965)

Publication date:
2019

Document version:
Other version

Link:
[Link to publication in PEARL](#)

Citation for published version (APA):

Zhang, B., Cheng, Y., Shi, J., Xing, X., Zhu, Y., Xu, N., Xia, J., & Borthwick, A. G. L. (2019). Insights into interactions between vanadium (V) bio-reduction and pentachlorophenol dechlorination in synthetic groundwater. *Chemical Engineering Journal*, 375(0), 121965-121965. <https://doi.org/10.1016/j.cej.2019.121965>

All content in PEARL is protected by copyright law. Author manuscripts are made available in accordance with publisher policies. Wherever possible please cite the published version using the details provided on the item record or document. In the absence of an open licence (e.g. Creative Commons), permissions for further reuse of content should be sought from the publisher or author.

Supporting Information

Insights into Interactions between Vanadium (V) Bio-reduction and Pentachlorophenol Dechlorination in Synthetic Groundwater

Yutong Cheng^a, Baogang Zhang^{a,*}, Jiaxin Shi^a, Xuan Xing^b, Yuling Zhu^c, Nan Xu^d,

Jianxin Xia^b, Alistair G.L. Borthwick^e

^a *School of Water Resources and Environment, MOE Key Laboratory of Groundwater Circulation and Environmental Evolution, China University of Geosciences (Beijing), Beijing 100083, P. R. China*

^b *College of Life and Environmental Science, Minzu University of China, Beijing 100081, P. R. China*

^c *College of Life Science, College of Chemistry and Chemical Engineering, Shaoxing University, Zhejiang 312000, China*

^d *School of Environment and Energy, Peking University Shenzhen Graduate School, Shenzhen 518055, P. R. China*

^e *School of Engineering, The University of Edinburgh, The King's Buildings, Edinburgh EH9 3JL, UK*

*Corresponding author. Tel.: +86 10 8232 2281; Fax: +86 10 8232 1081. E-mail:

baogangzhang@cugb.edu.cn (B. Zhang).

This supporting information contains:

number of pages: 6

number of figures: 4

number of tables: 1

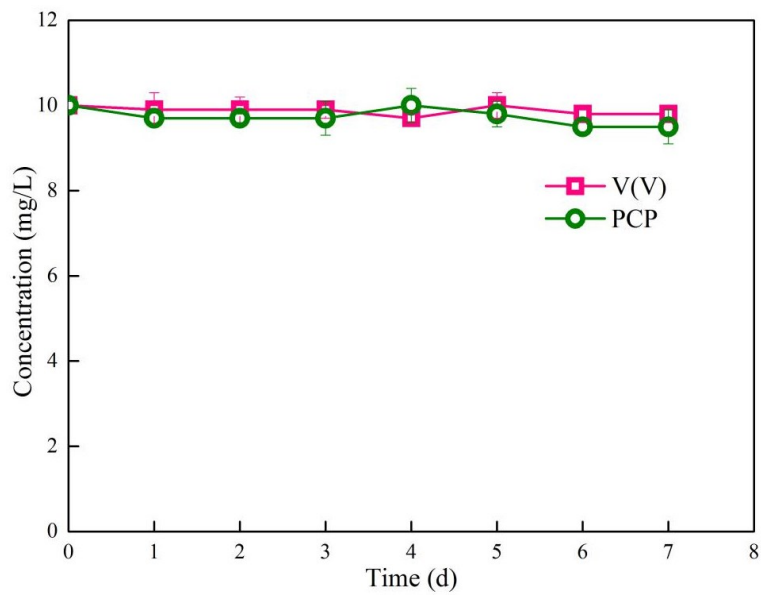


Figure S1. Variations in V(V) and PCP concentrations with time over a typical operation cycle in the sterilized reactor.




Figure S2. Photograph of bioreactors employed in this study.

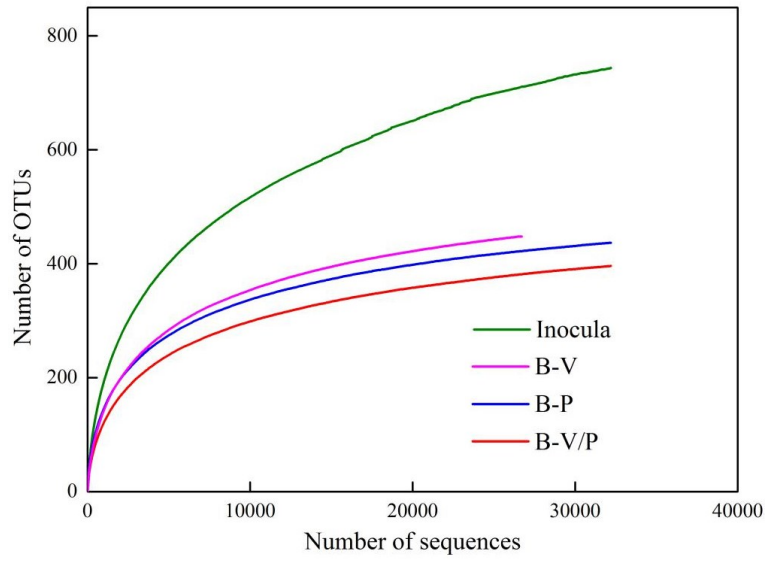


Figure S3. Rarefaction curves based on sequencing of inoculated sludge and bacterial communities in the bioreactors.

Table S1. Bacterial richness and diversity of inoculated sludge and bioreactors.

	Reads	OTU	Ace	Chao	Shannon	Simpson	Coverage
Inocula	37006	755	915	919	4.21	0.0486	0.995
B-V	26627	448	515	520	3.65	0.0706	0.997
B-P	32680	438	493	500	3.95	0.0468	0.998
B-V/P	32186	396	454	449	3.28	0.1300	0.998

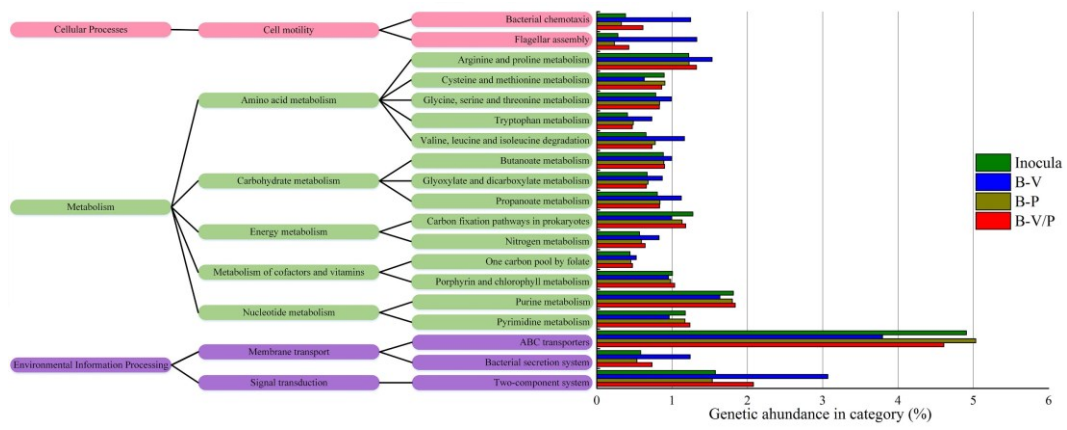


Figure S4. Predicted abundances of metagenomic functional genes in the inocula and all the bioreactors, based on PICRUSt analysis.