



PEARL

**Long-term modifications of coastal defences enhance marine biodiversity**

Martins, Gustavo M.; Jenkins, Stuart R.; Neto, Ana I.; Hawkins, Stephen J.; Thompson, Richard C.

**Published in:**  
Environmental Conservation

**DOI:**  
[10.1017/S0376892915000284](https://doi.org/10.1017/S0376892915000284)

**Publication date:**  
2016

**Link:**  
[Link to publication in PEARL](#)

**Citation for published version (APA):**  
Martins, G. M., Jenkins, S. R., Neto, A. I., Hawkins, S. J., & Thompson, R. C. (2016). Long-term modifications of coastal defences enhance marine biodiversity. *Environmental Conservation*, 43(2), 109-116. <https://doi.org/10.1017/S0376892915000284>

All content in PEARL is protected by copyright law. Author manuscripts are made available in accordance with publisher policies. Wherever possible please cite the published version using the details provided on the item record or document. In the absence of an open licence (e.g. Creative Commons), permissions for further reuse of content should be sought from the publisher or author.

2 This is a copy of the accepted paper as submitted for final publication. The final  
published version can be found at:

4 <http://onlinelibrary.wiley.com/wol1/doi/10.1111/maec.12354/full>

6

8 LONG-TERM MODIFICATIONS OF COASTAL DEFENCES ENHANCE  
MARINE BIODIVERSITY

10

GUSTAVO M. MARTINS<sup>1,2\*</sup>, STUART R. JENKINS<sup>3</sup>, ANA I. NETO<sup>1,2</sup>,

12

STEPHEN J. HAWKINS<sup>4,5</sup>, RICHARD C. THOMPSON<sup>6</sup>

14

1 CIIMAR/CIMAR - Interdisciplinary Centre of Marine and Environmental  
Research, University of Porto, Rua dos Bragas 289, 4050-123 Porto, Portugal

16

2 CIRN & Grupo de Biologia Marinha, Departamento de Biologia,  
Universidade dos Açores, 9501-801 Ponta Delgada, Azores, Portugal

18

3 School of Ocean Sciences, Bangor University, Menai Bridge, Anglesey  
LL59 5AB, UK

20

4 Marine Biological Association of the United Kingdom, Citadel Hill, Plymouth  
PL1 2PB, UK

22

5 Ocean and Earth Science, National Oceanography Centre Southampton,  
University of Southampton, Waterfront Campus, Southampton SO14 3ZH, UK

24

6 Marine Biology and Ecology Research Centre, Marine Institute, Plymouth  
University, Plymouth PL4 8AA, UK

26

\* EMAIL: gmartins@uac.pt

28

**Wordcount: 5817**

30

32

## SUMMARY

34 Realisation that hard coastal infrastructures support lower biodiversity than  
natural habitats has prompted a wealth of research seeking to identify design  
36 enhancements offering ecological benefits. Some studies showed that  
artificial structures could be modified to increase levels of diversity. Most  
38 studies, however, only considered the short-term ecological effects of such  
modifications even though reliance on results from short-term studies may  
40 lead to serious misjudgements in conservation. In this study, we conducted a  
7-year experiment to examine how the addition of small pits to otherwise  
42 featureless seawalls could enhance the stocks of a highly exploited limpet.  
Modified areas of the seawall supported enhanced stocks of limpets 7 years  
44 after the addition of pits. Modified areas of the seawall also supported a  
community that differed in the abundance of littorinids, barnacles and  
46 macroalgae compared to the controls. Responses to different treatments  
(numbers and size of pits) were species-specific and while some species  
48 responded directly to differences among treatments, others might have  
responded indirectly via changes in the distribution of competing species. This  
50 type of habitat enhancement can have positive long-lasting effects on the  
ecology of urban seascapes. Understanding of species interactions could be  
52 used to develop a rule-based approach to enhance biodiversity.

54 Keywords: Azores, coastal urbanisation, community structure, conservation,  
habitat enhancement, long-term, *Patella*

56

## INTRODUCTION

58 The replacement of natural shores by hard coastal defence structures (e.g.  
seawalls, breakwaters, revetments, groynes) is increasing as a response to  
60 the growing need to defend the coast from sea level rise and stormier seas  
(e.g. Airoldi *et al.* 2005; Moschella *et al.* 2005; Chapman 2006). Realisation  
62 that these structures generally support lower biodiversity than natural habitats  
(e.g. Chapman 2003; Chapman 2006; Chapman & Bulleri 2003; Moschella *et*  
64 *al.* 2005; Vaselli, Bulleri & Benedetti-Cecchi 2008; Firth *et al.* 2013a; Browne  
& Chapman 2014) has focused attention on designing structures that help  
66 facilitate specific ecological outcomes (Firth *et al.* 2014).

68 In cases where natural shores are completely replaced by artificial habitats  
there will be an obvious loss of habitat and the species therein. However,  
70 even when species colonise such artificial structures, they can hardly be  
considered as surrogates for the natural shores they replace (see review by  
72 Chapman & Underwood 2011). For instance, there is now documented  
evidence that on such hard coastal defence structures (e.g. seawalls) there  
74 can be changes in the composition of species assemblages (Bulleri *et al.*  
2005; Moschella *et al.* 2005), abundances (Chapman 2003), size-structure  
76 and reproductive output of populations (Moreira *et al.* 2006) and competitive  
interactions (Jackson *et al.* 2008; Iveša *et al.* 2010). Moreover, less obvious

78 changes in community structure can also be found on natural shores  
surrounded (Goodsell *et al.* 2007) or in the vicinity (e.g. Martins *et al.* 2009) of  
80 such artificial habitats.

82 Lack of habitat heterogeneity has been put forward as the main cause of the  
lower level of biodiversity generally observed on sea defence structures  
84 (Chapman & Underwood 2011). There is now mounting evidence that  
experimentally increasing the complexity and heterogeneity of otherwise  
86 topographically simple surfaces, for example by including water-retaining  
features, pits and crevices, can substantially increase the biodiversity of the  
88 structure (Chapman & Blockley 2009; Firth *et al.* 2013b; Browne & Chapman  
2014; Firth *et al.* 2014). Modifications can also be tailored to increase the  
90 abundances of species of economic interest (Martins *et al.* 2010). These  
studies generally support the idea that hard coastal defence structures can be  
92 modified to support an increasing level of diversity and thus contribute toward  
the conservation and management of urbanised coastlines whilst providing  
94 effective protection from sea-level rise and stormier seas.

96 A common feature of these studies, however, is that their duration is typically  
< 1 year (e.g. Martins *et al.* 2010; Browne & Chapman 2014) and little is  
98 known about how modifications made to coastal defence structures continue  
to influence community structure in the longer term, yet results from short-  
100 term experiments may not mirror those in the longer-term (e.g. O'Connor &  
Crowe 2005) and this may influence feasible management actions (Callahan  
102 1984; Magnuson 1990).

104 *Patella candei* d'Orbigny is endemic to Macaronesia where it is extensively  
exploited for human consumption. In the Canary Islands, for instance, *P.*  
106 *candei* is virtually extinct, presumably due to over-exploitation (Côrte-Real *et*  
*al.* 1996; Navarro *et al.* 2005). In the Azores, *P. candei* stocks collapsed in the  
108 mid-1980s (Hawkins *et al.* 2000) and may constitute the largest anthropogenic  
impact on Azorean coastal ecosystems, being correlated with archipelago-  
110 wide changes in the balance between consumers and producers (Martins *et*  
*al.* 2008). In 1993, legislation established fishing protected zones (where the  
112 collection of limpets is fully prohibited), seasonal fishing closures and  
minimum catch sizes but these have proved largely unsuccessful due to lack  
114 of enforcement and the limpets still show signs of over-exploitation (Martins *et*  
*al.* 2011).

116

In 2006, experimental habitat enhancements, consisting of the addition of pits  
118 differing in size drilled into seawalls at different densities, showed that over  
the short-term (4 months) the abundance of limpets increased in enhanced  
120 areas of the seawall (in comparison to unmanipulated controls) as a result of  
both animal immigration and new recruitment (Martins *et al.* 2010). Overall  
122 effects of pit density and size varied with limpet size class, with the numbers  
of large limpets being limited by the availability of pits of the larger size,  
124 whereas small limpets were limited by the density of pits of whatever size.  
Here we re-surveyed the experiment to evaluate effects of experimental  
126 habitat enhancement on the abundances of the limpet *P. candei* after seven  
years. We also examined the wider community level impacts of changes in

128 patellid limpet populations, because patellid limpets play a key community  
structuring role on European shores (e.g. Hawkins & Hartnoll 1983; Jenkins *et*  
130 *al.* 2005; Coleman *et al.* 2006), suggesting that variation in the distribution of  
limpets as a response to different habitat enhancements may have led to  
132 community-wide effects. Moreover, different species of grazing gastropods  
have distinct influences on the community (e.g. Hawkins *et al.* 1989;  
134 O'Connor & Crowe 2005; Griffin *et al.* 2010).

## 136 **METHODS**

### **Study sites and community**

138 The study area was São Roque (São Miguel Island, Azores), which has a  
gentle sloping basaltic rocky shore with many rock pools, that has been  
140 largely replaced by the construction of a 4-5 km long seawall for shoreline  
protection . Our experimental habitat enhancement was applied to a seawall  
142 made of 2 m wide natural basaltic blocks; these had smooth surfaces and  
lacked the micro-topographic rugosity characteristic of adjacent natural shores  
144 (Martins *et al.* 2010). The experimental treatments were applied at mid-shore  
level just above the algal-dominated lower shore in areas where the barnacle  
146 *Chthamalus stellatus* is the dominant space occupier and the limpet *Patella*  
*candei* reaches its largest abundance. Other patellid limpets (*P. aspera*)  
148 present on Azorean shores are not common at this tidal height. At this height,  
macroalgae are generally restricted to ephemeral species (e.g. *Ulva* spp.,  
150 *Chaetomorpha* spp.) and a few perennial turf-forming algae (e.g.  
*Caulacanthus ustulatus*). Other grazing gastropods, including the littorinids  
152 *Tectarius striatus* and *Melarhappe neritoides*, can also be locally abundant.

154 At each of two sites 200 m apart, 25 areas of 25 × 25 cm were marked and  
randomly assigned to 5 treatments. Five replicate areas were assigned to  
156 unmanipulated controls. The remaining 20 areas were randomly assigned to a  
2-way orthogonal design including the factors pit size (small and large) and pit  
158 density (high and low) with five replicates per treatment. Small and large pits  
were 12 and 24 mm in diameter (both with a depth of 10 mm). Lesser and  
160 greater density treatments corresponded to 8 and 16 pits drilled within each  
area. Pits were drilled using an electrical power drill and were evenly spaced  
162 within the experimental areas. The sizes and densities of pits used are within  
the range of sizes and densities of pits observed on natural shores (for further  
164 details see Martins *et al.* 2010). The experimental habitat enhancement was  
established between November and December 2006.

166

### **Sampling design**

168 Experimental areas were resurveyed in November 2013 (84 months after  
establishment) and March 2014 (87 months after establishment). During the  
170 period of time between the start of the experiment and the initial sampling to  
determine short-term effects of habitat enhancements (see Martins *et al.*  
172 2010) and the resurveys in 2013 and 2014, the experimental areas were left  
untouched and no sampling occurred. In November 2013, experimentally  
174 enhanced plots were re-located and assessed to ensure that pits within  
experimental treatments were still evident and not masked by natural erosion.  
176 At this time, the abundance of mobile gastropods (*Patella candei*, *Tectarius*  
*striatus* and *Melarhappe neritoides*) within each area (25 x 25 cm) was



178 counted. Control areas were not evaluated and sampled at this time. In March  
2014, we resurveyed the experiment and recounted all gastropods including  
180 those in control areas. In addition, we estimated the percentage cover of  
sessile species (macroalgae and barnacles). For this purpose, we used a 25 ×  
182 25 cm sampling quadrat divided in 25 sub-quadrats. Within each sub-quadrat,  
a score between 0 (absent) and 4 (full cover) was attributed to all species  
184 present. Total percentage cover was obtained by summing the scores of the  
25 subquadrats (see Dethier *et al.* 1993 for further details). Mobile animals  
186 (limpets and littorinids) were counted as described above, and limpets were  
measured (shell maximum length) using a Vernier calliper. We were able to  
188 find all areas except 3 control locations (marks were gone). We replaced  
these missing controls with 3 randomly selected areas scattered among  
190 experimental areas. No attempt was made to sample communities  
surrounding the experimental areas (25 x 25 cm) since the strongest  
192 interacting species in this system, *P. candei*, exhibits a homing behaviour  
(Cacabelos unpublished data) and was thus unlikely to influence assemblage  
194 structures a few centimetres away from the experimental areas.

## 196 **Data analysis**

A mixed model asymmetrical analysis of variance (ANOVA) was used to test  
198 for differences in the abundance of taxa among experimental treatments using  
the factors 'site' (random) and 'among all' (fixed and orthogonal to site). The  
200 latter was partitioned into 'control vs treatments', to compare the abundance  
of taxa in control areas to the average of the enhanced areas, and 'among  
202 treatments'. In addition, the factor 'among treatments' was further

decomposed and restructured to allow testing the effects of pit 'size' (fixed)  
204 and 'density' (fixed and orthogonal to 'size'). These are effectively two  
separate analyses, which can subsequently be built together into a single  
206 ANOVA table. Residuals were also decomposed to match changes in the  
numbers of replicates for both analyses.

208

Prior to analysis, data were checked for heterogeneity of variances and  
210 transformations were applied where necessary (Underwood 1997). Student-  
Newman-Keuls (SNK) tests were used a posteriori to examine for differences  
212 within significant terms.

214 The variables analysed were the abundance of the gastropods (*Patella*  
*candei*, *Tectarius striatus* and *Melarhappe neritoides*) and the percentage  
216 cover of the barnacle *Chthamalus stellatus* and macroalgae. Prior to analysis,  
macroalgae were grouped into two morpho-functional groups (Steneck &  
218 Dethier 1994) uncorticated ephemeral algae including both filamentous  
(*Chladophora* spp.) and foliose (*Ulva* spp.) species (hereafter referred to as  
220 ephemerals alone) and corticated perennial turfs such as *Caulacanthus*  
*ustulatus* (hereafter referred to as corticated turfs alone). Encrusting algae  
222 were also present in some areas, but their overall abundance was very low (<  
1%) and was not analysed. This analysis was applied to data sampled on  
224 March 2014 as no controls were sampled during November 2013. A simple 3-  
way ANOVA with 'site' 'pit density' and 'pit size' was used to analyse  
226 November 2013. Results were similar between these two dates and we only

present data from March 2014 for simplicity (analysis of November 2013 in  
228 Appendix S2).

230 The chi-squared test of independence (or association) was used to test the  
null hypothesis of no association between the frequency of the three species  
232 of grazing gastropods and the experimental treatments. The mean number of  
each species in each of the four treatments was used as observed  
234 frequencies, respectively.

236 We used Pearson's product-moment correlation to highlight potential  
relationships emerging from changes in the abundance of grazers as a  
238 consequence of treatments on the abundance of sessile taxa.

## 240 RESULTS

### **Enhanced vs control areas**

242 Analysis of the gastropod assemblages showed that all the three species  
(*Patella candei*, *Tectarius striatus* and *Melarhappe neritoides*) were on  
244 average, more abundant in enhanced areas of the seawall compared to  
unmanipulated controls (Fig. 1 A-C). This result was significant in the cases of  
246 *P. candei* and *T. striatus* (Table S1 - Appendix S1), which were around 5 and  
11 times more abundant in enhanced areas of the seawall, respectively.

248 Although the abundance of *M. neritoides* was over 2 times greater in  
enhanced areas of the seawall (Fig. 1C), no significant effect of seawall  
250 modification was found (Table S1). The mean limpet biomass per plot (dry  
body weight estimated for each individual from an established length-mass

252 relationship, see Martins et al., 2008) of *P. candei* was also approximately 5  
times greater (mean limpet biomass in mg  $\pm$  SE, control:  $38.2 \pm 17.2$ ,  
254 enhanced areas:  $182.9 \pm 30.4$ ) in enhanced areas of the seawall. When  
considering the entire grazing assemblage (all species together), there was  
256 on average a significantly greater number of grazers in enhanced areas of the  
seawall than in unmanipulated controls (Fig. 1D, Table S1).

258

Using SNK tests to examine for differences within the factor 'among all' (and  
260 not only the control to the average of enhanced areas) showed that, in  
comparison to controls, the numbers of limpets were effectively and  
262 significantly greater in all of the enhanced treatments but one (small and low  
pit density)(Table S2 – Appendix S1). In the case of *T. striatus*, and despite  
264 the significant effect detected between controls and the average of enhanced  
areas, SNK tests failed to find significant differences between control and all  
266 the four enhanced treatments but one (small and low pit density)(Table S2).

268 Among the remainder of the assemblage, a significant difference was also  
found between controls and the average of enhanced areas in the abundance  
270 of barnacles and corticated turfs (Table S1). These were nearly twice and 11  
times more abundant in enhanced areas than in controls respectively (Fig.  
272 2A,B). In contrast, the abundance of ephemerals was highly variable and did  
not respond consistently to treatments (Fig. 2C, Table S1)

274

Using SNK tests to examine for differences within the factor 'among all' (and  
276 not only the control to the average of enhanced areas) showed that, in

comparison to controls, the abundance of barnacles was significantly greater  
278 in treatments with large pits, independently of their density (Table S2). For  
corticated turfs, results were spatially variable; at one site no difference was  
280 found, whilst on the other site there were significant differences only between  
controls and areas with large and high density of pits (Table S2).

282

### **Effects of pit size and density**

284 Species making up the gastropod assemblage had variable responses to the  
different treatments. The limpet *P. candei* responded positively to both the  
286 density and size of pits (Fig. 1A), being significantly more abundant in  
enhanced areas with a higher density of pits and in areas with larger pits  
288 (Table S1). In contrast, the littorinids *T. striatus* and *M. neritoides* did not  
respond to pit density, but were significantly more abundant in areas of the  
290 seawall enhanced with small pits (Fig. 1B-C, Table S1). For *M. neritoides* this  
result was only detected at one of the sites examined.

292

Overall, the null hypothesis of no association between the gastropod  
294 assemblage and the experimental treatments was rejected (Table 1). This  
result suggests that each enhancement treatment supports a structurally  
296 divergent assemblage of grazers (Fig. 1D). This was especially evident in  
those treatments that differed the most (small pit size and low density vs large  
298 pit size and high density) - as indicated by the relative chi-squared  
contribution of each treatment (Table 1). All the above patterns were also  
300 present and similar 4 months earlier in November 2013 (Appendix S2)  
suggesting that this pattern was temporally consistent.

302

When considering the remainder of the assemblage, the abundance of  
304 barnacles was significantly greater in areas with large pits (Fig. 2A, Table S1).  
A significant interaction between site, pit density and pit size was detected in  
306 the case of corticated turfs (Table S1). Inspection of Figure 2B suggests that  
these tended to increase in abundance with increasing pit area although  
308 results were spatially variable (see SNK tests in Table S2).

The abundance of ephemerals also varied among enhancement treatments  
310 (Fig. 2C). A significant interaction was found between site and pit density, and  
to lesser extent ( $\alpha = 0.10$ ) between site and pit size (Table S1). SNK tests  
312 showed that the abundance of ephemerals was greater in areas with lower pit  
density (Fig. 2C), although this was only significant at site 1 (Table S2).

314

Strong correlations were found between the abundance of barnacles, turfs  
316 and ephemerals and *P. candei* (Table 2). The correlation was positive for  
barnacles and turfs, but negative between ephemerals and limpets. The  
318 abundance of barnacles and ephemerals was also weakly positively  
correlated with *T. striatus* but there was a strong and negative correlation  
320 between the later and the abundance of turfs (Table 2). All the sessile taxa  
(barnacles, turfs and ephemerals) showed a negative correlation with the  
322 abundance of *M. neritoides* (Table 2).

324 DISCUSSION

### **Long-term effects on the target species**

326 Our results suggest that those areas of the seawall that were experimentally  
modified to enhance the abundance of the highly exploited limpet *Patella*  
328 *candei*, have had a long-term impact. Although no sampling was done in  
between the two periods, our resurvey has shown that the short-term  
330 enhancement of *P. candei*, observed by Martins et al (2010) has been  
maintained over a 7-year period. Thus the simple approach of drilling pits in  
332 the rock is highly effective in promoting the abundance and biomass of this  
exploited species over many years; the abundance and biomass of *P. candei*  
334 7 years on was at least 5 times greater in enhanced compared to control  
areas of the seawall.

336

As with results from the short-term experiment (Martins *et al.* 2010), limpets  
338 responded differently to the different habitat enhancement treatments.  
Observations after 7 years indicate that limpet abundance as a whole (not  
340 differentiating among different size classes; see Martins *et al.* 2010) was  
positively influenced by the abundance and size of pits, suggesting that  
342 particularly the availability of large pits is potentially a limiting factor. This  
information can thus be used when designing new infrastructure; in order to  
344 enhance limpet stocks, emphasis should be placed on designing structures  
that offer a high density of pits of the larger size. It should be noted that the  
346 larger individuals in this study were all able to fit within the larger pits. It is  
unclear what happens to animals larger than those that fit into pits. Such  
348 larger animals may eventually seek other areas of the seawall as reliance on  
pits decreases with increasing animal size (Martins *et al.* 2010). Such larger

350 individuals are, however, uncommon on Azorean shores due to over-  
exploitation (Martins *et al.* 2008).

352

### **Community-wide effects**

354 Even though the modifications made to the seawall were initially designed  
considering one specific species (*P. candei*), a longer-time perspective allows  
356 examination of the influence on the structure of the entire assemblage,  
including littorinids, barnacles and macroalgae (see Fig. 2). When considering  
358 littorinids, it is interesting to note that their response to the distinct treatments  
differed from that observed for limpets. While limpets appeared to be limited  
360 by the availability of large pits, littorinids were more abundant in the smaller  
pits. Their abundance also did not appear to be limited by the density of pits in  
362 contrast to that found for limpets. This might reflect the gregarious nature of  
littorinids as several individuals of both *T. striatus* and *M. neritoides* were  
364 often found sharing a single pit, as was also noted by Skov *et al.* (2011). This  
was uncommon among limpets that were generally found inhabiting pits  
366 alone. This different behaviour between limpets and littornids likely reflects  
differences in the relative strength of intraspecific competition among these  
368 gastropods (Underwood 1978).

370 Substantial variation in abundance of the other taxa (barnacles and  
macroalgae) was also observed among experimental treatments, especially in  
372 relation to pit size. This suggests that the modifications made to the seawall  
may have also influenced species other than prosobranch gastropods. This is  
374 not surprising as surface topography is known to affect the settlement by



many organisms (e.g. Crisp 1955; Harlin & Lindbergh 1977; Raimondi 1988).

376 There is, however, an alternative explanation: that changes in the abundance  
of barnacles and macroalgae are an indirect effect of treatments through  
378 changes in the structure of the grazer assemblage (e.g. Hartnoll & Hawkins  
1985; Lubchenco 1983; Farrell 1988; Johnson *et al.* 1998; Jenkins *et al.*  
380 2005). For instance, the abundance of ephemeral algae, in contrast with that  
of limpets, tended to decrease with increasing pit area. Although in such  
382 areas there were also increased densities of littorinids, there was little  
difference in the community structure between these areas and the smooth  
384 unmanipulated control areas of the seawall. This result suggests that  
littorinids have little influence on the overall structure of the community - as  
386 noted also by O'Connor & Crowe (2005) and Griffin *et al.* (2010) - even  
though their abundance was enhanced by the addition of small pits. In  
388 contrast, areas of the seawall enhanced by the addition of large pits  
supported the most distinct community structure with a comparatively higher  
390 abundance of limpets, corticated turfs and barnacles, and a lower abundance  
of ephemeral algae (Fig. 3). Unlike ephemeral algae, a positive correlation  
392 was found between barnacles and corticated turfs and the abundance of  
limpets suggesting that the latter may facilitate their establishment. As is  
394 widely known, intertidal limpets generally have a large negative effect on the  
abundance of ephemeral algae (Hawkins 1983; Van Tamelen 1987).

396 Ephemeral algae, in turn, can have an inhibitory effect of the establishment of  
perennial algae (e.g. Sousa 1979; Hawkins 1981; Viejo *et al.* 2008, Jenkins &  
398 Martins 2010). Selective removal of ephemerals by high density of limpets in  
areas of the seawall enhanced with large pits may have thus indirectly

400 facilitated the establishment of barnacles and corticated perennial turfs  
(Hawkins & Hartnoll 1983; Van Tamelen 1987; Benedetti-Cecchi 2000) (Fig.  
402 4). Overall, these results appear to suggest that the changes seen in the  
community structure in areas of the seawall enhanced with the addition of  
404 large pits may be a result of modifications to the network of interactions  
among intertidal species (as schematically represented in Figure 3).

406

### **Conclusion**

408 The experimental modifications made to coastal engineering can have long-  
lasting effects. This result is important from a conservation perspective and  
410 reinforces the concept that simple modifications made to coastal defence  
structures, that are unlikely to affect structural integrity of the building blocks,  
412 can be used as a lasting and effective tool for the conservation of species,  
provided that a solid understanding of the ecology of the focal species is  
414 known. While the enhancement of unprotected coastal infrastructures may be  
pointless, many infrastructures actually have regulated access. In these  
416 cases, coastal infrastructures may positively influence stocks of important  
species but also impact nearby areas via spill-over effects. Our results,  
418 however, also suggest that the modifications to the seawalls can influence  
non-targeted species both directly, by affecting the spatial distribution of the  
420 organisms, and indirectly, by affecting the spatial distribution of competitors  
and predators. Understanding the interactions between species can lead to a  
422 rule-based approach to interventions to enhance biodiversity.

424 **Supplementary material**

For supplementary material accompanying this paper, visit

426 <http://www.journals.cambridge.org/ENC>

## 428 **ACKNOWLEDGMENTS**

The initial experiment was supported by Fundação para a Ciência e

430 Tecnologia (FCT) through a PhD grant awarded to GMM

(SFRH/BD/22009/2005). During this experiment, GMM was supported by a

432 post-doctoral grant awarded by FCT (SFRH/BDP/63040/2009). This research

was partially supported by the European Regional Development Fund (ERDF)

434 through the COMPETE and Operational Competitiveness Programme and

national funds through FCT, under the project “PEst-C/MAR/LA0015/2011”.

436 The authors would like to thank Eva Cacabelos and João Faria for help during  
fieldwork.

438

## **References**

440 Airoidi, L., Abbiati, M., Beck, M.W., Hawkins, S.J., Jonsson, P.R., Martin, D.,

Moschella, P.S., Sundelöf, A., Thompson, R.C. & Åberg, P. (2005) An

442 ecological perspective on the deployment and design of low-crested and other

hard coastal defence structures. *Coastal Engineering* **52**: 1073-1087.

444 Benedetti-Cecchi, L. (2000) Predicting direct and indirect interactions during

succession in a mid-littoral rocky shore assemblage. *Ecological Monographs*

446 **70**: 45-72.

Browne, M.A. & Chapman, M.G. (2014) Mitigating against the loss of species

448 by adding artificial intertidal pools to existing seawalls. *Marine Ecology*

*Progress Series* **497**: 119-129.

450 Bulleri, F., Chapman, M.G. & Underwood, A.J. (2005) Intertidal assemblages  
on seawalls and rocky shores in Sydney Harbour (Australia). *Austral Ecology*  
452 **30**: 655-667.

Callahan, J.T. (1984) Long-term ecological research. *BioScience* **34**: 363-367.

454 Chapman, M.G. (2003) Paucity of mobile species on constructed seawalls:  
effects of urbanization on biodiversity. *Marine Ecology Progress Series* **264**:  
456 21-29.

Chapman, M.G. (2006) Intertidal seawalls as habitats for molluscs. *Journal of*  
458 *Molluscan Studies* **72**: 247-257.

Chapman, M.G. & Blockley, D.J. (2009) Engineering novel habitats on urban  
460 infrastructure to increase intertidal biodiversity. *Oecologia* **161**: 625-635.

Chapman, M.G. & Bulleri, F. (2003) Intertidal seawalls - new features of  
462 landscape in intertidal environments. *Landscape and Urban Planning* **62**: 159-  
172.

464 Chapman, M.G. & Underwood, A.J. (2011) Evaluation of ecological  
engineering of "armoured" shorelines to improve their value as habitat.  
466 *Journal of Experimental Marine Biology and Ecology* **400**: 302-313.

Clarke, K.R. & Gorley, R.N. (2006) *PRIMER v6*. PRIMER-E, Plymouth.

468 Coleman, R.A., Underwood, A.J., Benedetti-Cecchi, L., Åberg, P., Arenas, F.,  
Arrontes, J., Castro, J., Hartnoll, R.G., Jenkins, S.R., Paula, J., Della Santina,  
470 P. & Hawkins, S.J. (2006) A continental scale evaluation of the role of limpet  
grazing on rocky shores. *Oecologia* **147**: 556-564.

472 Côrte-Real, H.B., Hawkins, S.J. & Thorpe, J.P. (1996) Population  
differentiation and taxonomic status of the exploited limpet *Patella candei* in

474 the Macaronesian Islands (Azores, Madeira, Canaries). *Marine Biology* **125**:  
141-152.

476 Crisp, D.J. (1955) The behavior of barnacle cyprids in relation to water  
movement over a surface. *Journal of Experimental Marine Biology and*  
478 *Ecology* **32**: 569-590.

Dethier, M.N., Graham, E.S., Cohen, S. & Tear, L.M. (1993) Visual versus  
480 random-point percent cover estimations: "objective" is not always better.  
*Marine Ecology Progress Series* **96**: 93-100.

482 Farrell, T.M. (1988) Community stability: Effects of limpet removal and  
reintroduction in a rocky intertidal community. *Oecologia* **75**: 190-197.

484 Firth, L.B., Mieszkowska, N., Thompson, R.C. & Hawkins, S.J. (2013a)  
Climate change and adaptational impacts in coastal systems: the case of sea  
486 defences. *Environmental Sciences: Processes and Impacts* **15**: 1665-1670.

Firth, L.B., Thompson, R.C., Abbiati, M.A., Airoidi, L., Bouma, T.J., Bozzeda,  
488 F., Ceccherelli, V.U., Colangelo, M.A., Evans, A., Ferrario, F., Hanley, M.E.,  
Hinz, H., Hoggart, S.P.G., Jackson, J.E., Moore, P., Morgan, E.H., Perkil-

490 Finkel, S., Skov, M.W., Strain, E.M., van Belzen, J. & Hawkins, S.J. (2014)  
Between a rock and a hard place: Environmental and engineering  
492 considerations when designing coastal defence structures. *Coastal*  
*Engineering* **87**: 122-135.

494 Firth, L.B., Thompson, R.C., White, F.J., Schofield, M., Skov, M.W., Hoggart,  
S.P.G., Jackson, J., Knights, A.M. & Hawkins, S.J. (2013b) The importance of  
496 water-retaining features for biodiversity on artificial intertidal coastal defence  
structures. *Diversity and Distributions* **19**: 1275-1283.

498 Goodsell, P.J., Chapman, M.G. & Underwood, A.J. (2007) Differences  
between biota in anthropogenically fragmented habitats and in naturally  
500 patchy habitats. *Marine Ecology Progress Series* **351**: 15-23.

Griffin, J.N., Noel, L., Crowe, T., Burrows, M.T., Hawkins, S.J., Thompson,  
502 R.C. & Jenkins, S.R. (2010) Consumer effects on ecosystem functioning in  
rockpools: roles of species richness and composition. *Marine Ecology*  
504 *Progress Series* **420**: 45-56.

Harlin, M.M. & Lindbergh, J.M. (1977) Selection of substrata by seaweeds:  
506 optimal surface relief. *Marine Biology* **40**: 33-40.

Hartnoll, R.G. & Hawkins, S.J. (1985) Patchiness and fluctuations on  
508 moderately exposed rocky shores *Ophelia* **24**: 53-63.

Hawkins, S.J. (1981) The influence of season and barnacles on the algal  
510 colonization of *Patella vulgata* exclusion areas. *Journal of the Marine*  
*Biological Association of the UK* **61**: 1-15.

512 Hawkins, S.J. (1983) Interactions of *Patella* and macroalgae with settling  
*Semibalanus balanoides* (L.). *Journal of Experimental Marine Biology and*  
514 *Ecology* **71**: 55-72.

Hawkins, S.J., Côrte-Real, H.B.S.M., Pannacciulli, F.G., Weber, L.C. &  
516 Bishop, J.D.D. (2000) Thoughts on the ecology and evolution of the intertidal  
biota of the Azores and other Atlantic Islands. *Hydrobiologia* **440**: 3-17.

518 Hawkins, S.J. & Hartnoll, R.G. (1983) Grazing of intertidal algae by marine  
invertebrates. *Oceanography and Marine Biology: An Annual Review* **21**: 195-  
520 282.

Hawkins, S.J., Watson, D.C., Hill, A.S., Harding, S.P., Kyriakides, M.A.,  
522 Hutchinson, S. & Norton, T.A. (1989) A comparison of feeding mechanisms in

microphagous, herbivorous, intertidal, prosobranchs in relation to resource  
524 partitioning. *Journal of Molluscan Studies* **55**: 151-165.

Iveša, L., Chapman, M.G., Underwood, A.J. & Murphy, R.J. (2010) Differential  
526 patterns of distribution of limpets on intertidal seawalls: experimental  
investigation of the roles of recruitment, survival and competition. *Marine  
528 Ecology Progress Series* **407**: 55-69.

Jackson, A.C., Chapman, M.G. & Underwood, A.J. (2008) Ecological  
530 interactions in the provision of habitat by urban development: whelks and  
engineering by oysters on artificial seawalls. *Austral Ecology* **33**: 307-316.

532 Jenkins, S.R., Coleman, R.A., Della Santina, P., Hawkins, S.J., Burrows, M.T.  
& Hartnoll, R.G. (2005) Regional scale differences in the determinism of  
534 grazing effects in the rocky intertidal. *Marine Ecology Progress Series* **287**:  
77-86.

536 Jenkins, S.R. & Martins, G.M. (2010) Succession on hard substrata. In:  
*Biofouling*, eds S. Dürr S. & J.C. Thomason, pp. 60-72. West-Sussex, UK:  
538 Wiley-Blackwell.

Johnson, M.P., Hughes, R.N., Burrows, M.T. & Hawkins, S.J. (1998) Beyond  
540 the predation halo: small scale gradients in barnacle populations affect the  
relative value of crevices. *Journal of Experimental Marine Biology and  
542 Ecology* **231**: 163-170.

Lubchenco, J. (1983) *Littorina* and *Fucus*: Effects of herbivores, substratum  
544 heterogeneity, and plant escapes during succession. *Ecology* **64**: 1116-1123.

Magnuson, J.J. (1990) Long-term ecological research and the invisible  
546 present. *BioScience* **40**: 495-501.

548 Martins, G.M., Amaral, A.F., Wallenstein, F.M. & Neto, A.I. (2009) Influence of  
a breakwater on nearby rocky intertidal community structure. *Marine  
Environmental Research* **67**: 237-245.

550 Martins, G.M., Jenkins, S.R., Hawkins, S.J., Neto, I.A. & Thompson, R.C.  
(2008) Exploitation of rocky intertidal grazers: population status and potential  
552 impacts on community structure and functioning. *Aquatic Biology* **3**: 1-10.

Martins, G.M., Jenkins, S.R., Hawkins, S.J., Neto, A.I., Medeiros, A.R. &  
554 Thompson, R.C. (2011) Illegal harvesting affects the success of fishing  
closure areas. *Journal of the Marine Biological Association of the United  
556 Kingdom* **91**: 929-937.

Martins, G.M., Thompson, R.C., Neto, A.I., Hawkins, S.J. & Jenkins, S.R.  
558 (2010) Enhancing stocks of the exploited limpet *Patella candei* d'Orbigny via  
modifications in coastal engineering. *Biological Conservation* **143**: 203-211.

560 Moreira, J., Chapman, M.G. & Underwood, A.J. (2006) Seawalls do not  
sustain viable populations of limpets. *Marine Ecology Progress Series* **322**:  
562 179-188.

Moschella, P.S., Abbiati, M., Åberg, P., Airoidi, L., Anderson, J.M.,  
564 Bacchiocchi, F., Bulleri, F., Dinesen, G.E., Frost, M., Gacia, E., Granhag, L.,  
Jonsson, P.R., Satta, M.P., Sundelöf, A., Thompson, R.C. & Hawkins, S.J.  
566 (2005) Low-crested coastal defence structures as artificial habitats for marine  
life: using ecological criteria in design. *Coastal Engineering* **52**: 1053-1071.

568 Navarro, P.G., Ramírez, R., Tuya, F., Fernandez-Gil, C., Sanchez-Jerez, P. &  
Haroun, R.J. (2005) Hierarchical analysis of spatial distribution patterns of  
570 patellid limpets in the Canary Islands. *Journal of Molluscan Studies* **71**: 67-73.



O'Connor, N.E. & Crowe, T.P. (2005) Biodiversity and ecosystem functioning:  
572 distinguishing between effects of the number of species and their identities.  
*Ecology* **86**: 1783-1796.

574 Raimondi, P.T. (1988) Rock type affects settlement, recruitment, and zonation  
of the barnacle *Chthamalus anisopoma* (Pilsbury). *Journal of Experimental*  
576 *Marine Biology and Ecology* **123**: 253-267.

Skov, M.W., Hawkins, S.J., Volkelt-Igoe, M., Pike, J., Thompson, R.C. &  
578 Doncaster, C.P. (2011) Patchiness in resource distribution mitigates habitat  
loss: insights from high-shore grazers. *Ecosphere* **2**: 1-17.

580 Sousa, W.P. (1979) Experimental investigations of disturbance and ecological  
succession in a rocky intertidal algal community. *Ecological Monographs* **49**:  
582 227-254.

Steneck, R.S., Dethier, M.N. (1994) A functional group approach to the  
584 structure of algal-dominated communities. *Oikos* **69**: 476-498.

Underwood, A.J. (1978) An experimental evaluation of competition between  
586 three species of intertidal prosobranch gastropods. *Oecologia* **33**: 185-202.

Underwood, A.J. (1997) *Experiments in ecology: their logical design and*  
588 *interpretation using analysis of variance*. Cambridge University Press,  
Cambridge.

590 Van Tamelen, P.G. (1987) Early successional mechanisms in the rocky  
intertidal: the role of direct and indirect interactions. *Journal of Experimental*  
592 *Marine Biology and Ecology* **112**: 39-48.

Vaselli, S., Bulleri, F. & Benedetti-Cecchi, L. (2008) Hard coastal-defence  
594 structures as habitats for native and exotic rocky-bottom species. *Marine*  
*Environmental Research* **66**: 395-403.

596 Viejo, R.M., Arenas, F., Fernández, C. & Gómez, M. (2008) Mechanisms of  
 succession along the emersion gradient in intertidal rocky shore  
 598 assemblages. *Oikos* **117**: 376-389.

Table 1. Results of  $\chi^2$  tests of independence comparing the mean abundance  
 600 of grazers among treatments ( $\chi^2$  global = 30.26, d.f. = 4,  $P < 0.001$ )

		<b>Species of grazers</b>		
602	<b>Treatment</b>	<i>P. candei</i>	<i>T. striatus</i>	<i>M. neritoides</i>
<b>Large, High</b>				
604	Observed	19.6	2.3	6.0
	Expected	10.07	5.89	11.94
606	$\chi^2$ contribution	9.03	2.19	2.96
<b>Large, Low</b>				
608	Observed	8.3	1.9	8.5
	Expected	6.74	3.95	8.00
610	$\chi^2$ contribution	0.36	1.06	0.03
<b>Small, High</b>				
612	Observed	8.5	6.9	16.7
	Expected	11.58	6.78	13.74
614	$\chi^2$ contribution	0.82	<0.01	0.64
<b>Small, Low</b>				
616	Observed	1.2	10.9	13.4
	Expected	9.20	5.38	10.91
618	$\chi^2$ contribution	6.96	5.65	0.57

620

622

Table 2. Pearson's product-moment correlation coefficients between the  
624 abundance of grazers and the sessile taxa in experimental enhanced areas of  
the seawall.

626		Barnacles	Turfs	Ephemerals
	<i>P. candei</i>	+0.36	+0.36	-0.31
628	<i>T. striatus</i>	-0.03	-0.27	+0.08
	<i>M. neritodes</i>	-0.16	-0.32	-0.20

630

632

634

636

638

640

642

644

646

648 Figure caption

Fig. 1. Mean (+SE) abundance each of the prosobranch gastropod species (a) *P. candei*, (b) *T. striatus*, (c) *M. neritoides* and (d) their combined abundance, in unmanipulated controls and habitat-enhanced areas of the seawall in November 2014. C – control, SL – small and low pit density, LL – large and low pit density, SH – small and high pit density, LH – large and high pit density. In (d) bar length corresponds to the mean abundance of *Patella candei* (black), *Tectarius striatus* (grey) and *Melarhappe neritoides* (white). Data from the two sites was pooled together for clarity as there was no significant variation between sites (Table S1).

658

Fig. 2. Mean (+SE) percentage cover of (a) barnacles, (b) corticated turfs and (c) ephemerals in November 2014. See legend on Figure 1.

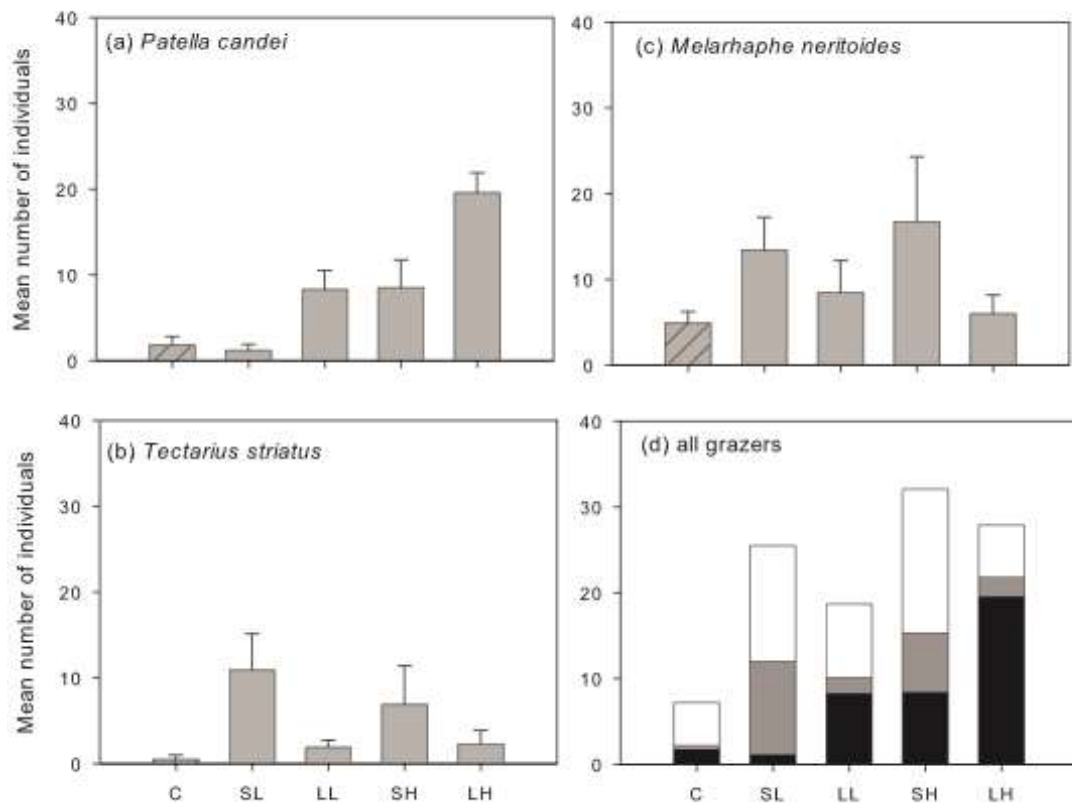
Fig. 3. Conceptual representation of the possible network of interactions as result of habitat enhancement treatments. Continuous arrow – direct effect, dashed arrow – indirect effect. Arrow thickness indicates the relative strength of effect;  $\pm$  indicates whether effects are negative or positive.

666

668

670

672



674 Fig. 1

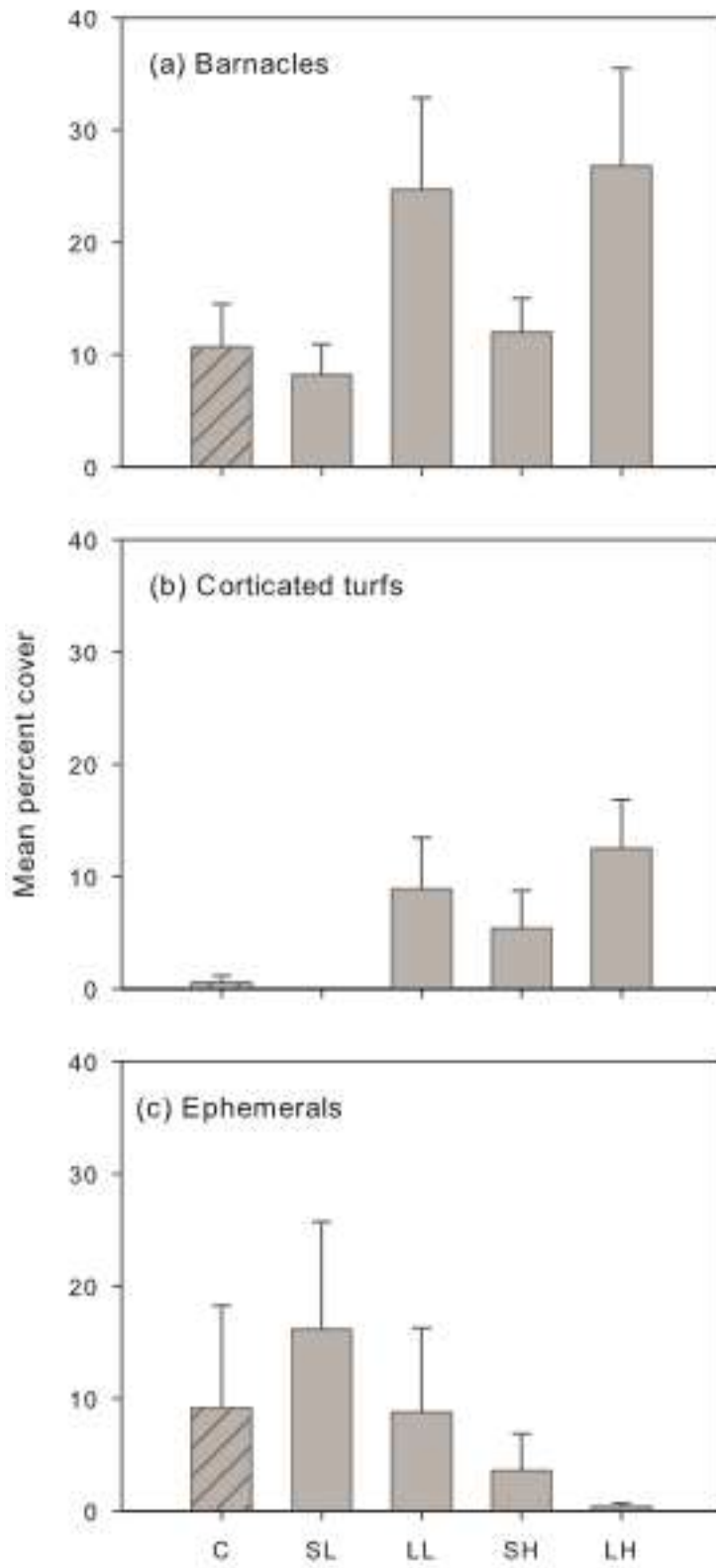
676

678

680


682

684



688 Fig. 2

690



692 Fig. 3