



PEARL

**Sigma terms and strangeness content of the nucleon with  $N_f=2+1+1$  twisted mass fermions**

Drach, V; Alexandrou, C; Constantinou, M; Dinter, S; Hadjiyiannakou, K; Jansen, K; Koutsou, G; Vaquero, A; Strelchenko, A

**Published in:**

Proceedings of The 30th International Symposium on Lattice Field Theory — PoS(Lattice 2012)

**DOI:**

[10.22323/1.164.0163](https://doi.org/10.22323/1.164.0163)

**Publication date:**

2012

**Link:**

[Link to publication in PEARL](#)

**Citation for published version (APA):**

Drach, V., Alexandrou, C., Constantinou, M., Dinter, S., Hadjiyiannakou, K., Jansen, K., Koutsou, G., Vaquero, A., & Strelchenko, A. (2012). Sigma terms and strangeness content of the nucleon with  $N_f=2+1+1$  twisted mass fermions. *Proceedings of The 30th International Symposium on Lattice Field Theory — PoS(Lattice 2012)*, 0(0). <https://doi.org/10.22323/1.164.0163>

All content in PEARL is protected by copyright law. Author manuscripts are made available in accordance with publisher policies. Wherever possible please cite the published version using the details provided on the item record or document. In the absence of an open licence (e.g. Creative Commons), permissions for further reuse of content should be sought from the publisher or author.

## Sigma terms and strangeness content of the nucleon with $N_f = 2 + 1 + 1$ twisted mass fermions

---

**C. Alexandrou<sup>ab</sup>, M. Constantinou<sup>b</sup>, S. Dinter<sup>c</sup>, V. Drach<sup>\*c</sup>, K. Hadjiyiannakou<sup>b</sup>, K. Jansen<sup>c</sup>, G. Koutsou<sup>a</sup>, A. Strelchenko<sup>b</sup> and A. Vaquero<sup>a</sup>**

<sup>a</sup> *Computation-based Science and Technology Research Center (CaSToRC), The Cyprus Institute, 20 Constantinou Kavafi Street Nicosia 2121, Cyprus*

<sup>b</sup> *Department of Physics, University of Cyprus, P.O. Box 20537, 1678 Nicosia, Cyprus*

<sup>c</sup> *NIC, DESY Zeuthen, Platanenallee 6, D-15738 Zeuthen, Germany*

*E-mail:* vincent.drach@desy.de

We investigate excited state contaminations in a direct computation of the nucleon  $\sigma$ -terms. This is an important source of systematic effects that needs to be controlled besides the light quark mass dependence and lattice artefacts. We use maximally twisted mass fermions with dynamical light ( $u, d$ ), strange and charm degrees of freedom. Employing an efficient stochastic evaluation of the disconnected contribution available for twisted mass fermions, we show that the effect of excited states is large in particular for the strange  $\sigma$ -terms, where it can be as big as  $O(\gtrsim 40\%)$ . This leads to the unfortunate conclusion that even with a source-sink separation of  $\sim 1.5$  fm and a good statistical accuracy it is not clear, whether excited state effects are under control for this quantity.

*The 30 International Symposium on Lattice Field Theory - Lattice 2012,  
June 24-29, 2012  
Cairns, Australia*

---

\*Speaker.

## 1. Introduction

The various evidences for the existence of dark matter have led to the development of experiments dedicated to detect dark matter directly. The detection relies on the measurements of the recoil of atoms hit by a dark matter candidate. One popular class of dark matter models involve an interaction between a WIMP and a Nucleon mediated by a Higgs exchange. Therefore, the scalar content of the nucleon is a fundamental ingredient in the WIMP-Nucleon cross section. In this way, the uncertainties of the scalar content translate directly into the accuracy of the constraints on beyond the standard model physics. Since the coupling of the Higgs to quarks is proportional to the quark masses, it is important to know how large scalar matrix elements of the nucleon are, in particular for the strange and charm quarks.

One common way to write the parameters entering the relevant cross section are the so-called sigma-terms of the nucleon:

$$\sigma_{\pi N} \equiv m \langle N | \bar{u}u + \bar{d}d | N \rangle \quad \text{and} \quad \sigma_s \equiv m_s \langle N | \bar{s}s | N \rangle, \quad (1.1)$$

where  $m$  denotes the light quark mass and  $m_s$  the strange quark mass. To quantify the scalar strangeness content of the nucleon a parameter  $y_N$  is introduced,

$$y_N \equiv \frac{2 \langle N | \bar{s}s | N \rangle}{\langle N | \bar{u}u + \bar{d}d | N \rangle}, \quad (1.2)$$

which can be also related to the sigma terms of the nucleon in eq. (1.1).

The direct computation of the above matrix elements is known to be challenging on the lattice for several reasons. First, it involves the computation of "singlet" or "disconnected" diagrams that are very noisy. Second, discretisations that break chiral symmetry generally suffer from a mixing under renormalization between the light and strange sector, which is difficult to treat in a fully non-perturbative way.

However, as has been shown in [1], twisted mass fermions offer two advantages here: they provide both an efficient variance noise reduction for disconnected diagrams [2] and avoid the chirally violating contributions that are responsible for the mixing under renormalization.

A great effort has been spent developing techniques to estimate efficiently the relevant disconnected contribution (see for instance [3, 4, 5, 6]). Also excited state contributions to nucleon matrix elements connected to deep inelastic scattering received a lot of attention during the past years [7, 8]. However, the determination of systematic effects and in particular the excited state contaminations of the nucleon  $\sigma$ -terms are so far quite limited and it is the main goal of this contribution to investigate these excited state effects.

## 2. Lattice Techniques

In this study we used a single set of gauge configuration produced by the ETM collaboration. We used a  $N_f = 2 + 1 + 1$  ensemble with a pion mass of 390MeV, a volume  $V = 32^3 \times 64$  and a lattice spacing  $a \approx 0.078$  fm. We refer to [9] for details on the gauge ensemble used in this work. In order to compute matrix elements involving strange quarks, we work within a mixed action setup

introducing an additional doublet of degenerate twisted mass quarks of mass  $\mu_q$  in the valence sector.

The scalar matrix elements involved in Eq. (1.1) can then be computed using the asymptotic behaviour of a suitable ratio of three and two-point functions defined as

$$R_{O_q}(t_s, t_{\text{op}}) = \frac{C_{3\text{pts}}^{O_q}(t_s, t_{\text{op}})}{C_{2\text{pts}}(t_s)} = \langle N|O_q|N \rangle^{(\text{bare})} + \mathcal{O}(e^{-\Delta t_{\text{op}}}) + \mathcal{O}(e^{-\Delta(t_s - t_{\text{op}})}) , \quad (2.1)$$

where  $O_q$  refers to the operator in which we are interested in, namely  $O_l \equiv \bar{u}u + \bar{d}d$  and  $O_s \equiv \bar{s}s$ . In eq. (2.1)  $t_s$  refers to the source-sink separation and  $t_{\text{op}}$  to the source-operator separation. In addition,  $\Delta$  represents the mass gap between the nucleon and its first excited state. From eq. (2.1) it is clear that large times  $t_{\text{op}}$  and  $t_s$  are needed to suppress the so-called excited state contributions. However, due to the exponential decrease of the signal-over-noise ratio at large times, it is numerically very expensive to obtain a good signal for increasing  $t_s$  or  $t_{\text{op}}$ .

The nucleon states themselves are created using smeared interpolating fields, which have already been optimized themselves to suppress excited state contaminations in the two point function. Using the same gauge field ensemble and interpolating fields, it was shown in [8] that the axial coupling of the nucleon,  $g_A$ , can be safely extracted with  $t_s = 12a \sim 0.9$  fm.

Instead of using the time dependence in  $R_{O_q}$  of eq. (2.1) and looking for a plateau behaviour, another way to extract the desired matrix element is to consider the so-called summed ratio method. Integrating Eq. (2.1) over the time of insertion of the operator we are left with the following asymptotic behaviour:

$$P_{O_q}(t_s) = \sum_{t_{\text{op}}=0}^{t_s} R_{O_q}(t_s, t_{\text{op}}) = A + \langle N|O_q|N \rangle^{(\text{bare})} t_s + \mathcal{O}(e^{-\Delta t_s}) . \quad (2.2)$$

For the precise expression of the operators  $O_q$ , their multiplicative renormalization and our computational techniques we refer the reader to [1]. As presented in [3] part of the computation has been done making intensive use of a modified version of the QUDA library [10, 11].

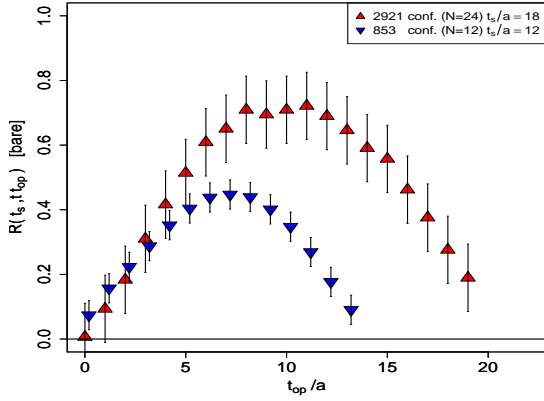
### 3. Excited state contaminations: $\sigma$ -terms

We first concentrate on the computation of  $\langle N|\bar{s}s|N \rangle^{(\text{bare})}$ . Note that once multiplied by the bare strange quark mass, we obtain the strange  $\sigma$ -term of the nucleon  $\sigma_s$  defined in Eq. (1.1). Since  $\langle N|\bar{s}s|N \rangle^{(\text{bare})}$  only involves disconnected diagrams, with our techniques we can freely change the source-sink separation  $t_s$ .

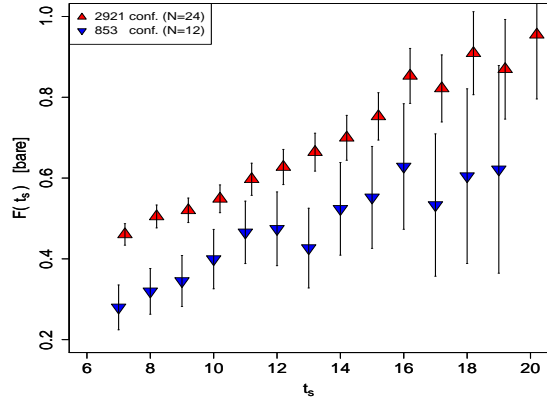
In the following we will refer to a small statistics sample ( $\approx 800$  configurations) as sample *A* while a large statistics sample ( $\approx 3000$  configurations) will be referred to as sample *B*<sup>1</sup>. Note that we checked that the number of noise vector used to estimate the disconnected loops is large enough to ensure that the statistical errors are dominated by gauge noise.

In Fig. 1 we show the ratio  $R_{O_s}$  obtained at a fixed value of  $t_s$  as a function of  $t_{\text{op}}$ . We show the results for  $t_s = 12a$  on the sample *A* and for  $t_s = 18a$  on the sample *B*. In the graph we show constant fits of the ratio  $R_{O_s}$  as function of  $t_{\text{op}}$  choosing a fitting interval  $t_{\text{op}} \in [t_s/2 - 1, t_s/2 + 1]$

<sup>1</sup>The exact number of configurations used is 853 and 2921, respectively.



**Figure 1:** The ratios  $R_{O_s}(t_s = 12a, t_{\text{top}})$  and  $R_{O_s}(t_s = 18a, t_{\text{top}})$  measured with a statistics of  $\approx 800$  and  $\approx 3000$  configurations as a function of  $t_{\text{top}}$  for fixed  $t_s$ .

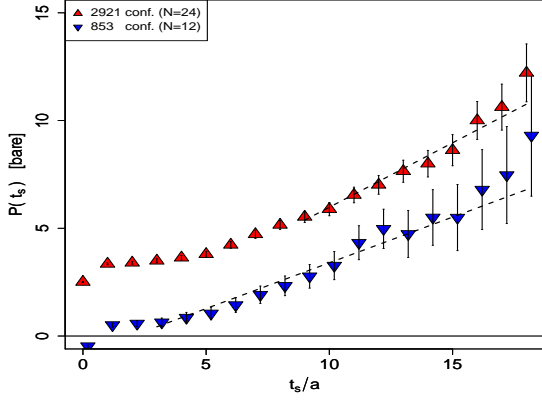


**Figure 2:** Values for the plateaux in  $t_{\text{top}}$  of eq (2.1) as a function of  $t_s$ , for the two sets of measurements A and B. The points have been shifted vertically for better readability for the sample B.

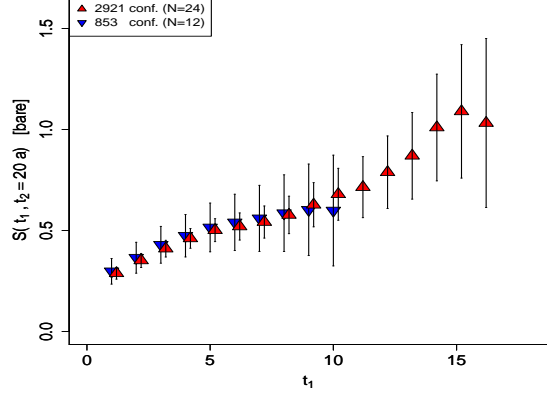
( $t_{\text{top}} \in [(t_s/2 + \frac{1}{2}) - 2, (t_s/2 - \frac{1}{2}) + 2]$  in case  $t_s$  is odd). Comparing samples A and B, we observe an increase of the so fitted plateau values of  $\sim 40\%$ . This indicates that source-sink separations of  $\sim 0.9$  fm are not large enough to have negligible systematic errors from excited states. It is important to note that although we have chosen a quite large source-sink separation for sample B ( $t_s = 18a$ ) we reached a statistics giving comparable statistical error to the one of sample A ( $t_s = 18a$ ). In order to obtain a better understanding of the systematic errors coming from the excited state contaminations, we analyze the strange quark content of the nucleon using both the ratio and the summed ratio method.

As mentioned above, our fit interval in  $t_{\text{top}}$  for  $R_{O_s}$  is always chosen symmetrically around  $t_s/2$ . Therefore, for each choice of  $t_s$  we obtain different plateau values providing in this way a function  $F(t_s)$ . Ideally, when effects of excited states are sufficiently suppressed,  $F(t_s)$  reaches a plateau value which would correspond to the true bare matrix element  $\langle N | \bar{s}s | N \rangle^{(\text{bare})}$ . We show in Fig. 2  $F(t_s)$  as a function of the source-sink separation  $t_s$  for the samples A and B. For better readability we shifted vertically the results obtained from sample B. Looking first only at sample A, it seems that  $F(t_s)$  indeed reaches a plateau value for  $t_s \gtrsim 11$  from which we would conclude that the asymptotic value has been found. However, going to sample B which has a higher statistics, it becomes clear that  $F(t_s)$  still increases beyond  $t_s > 11a$  and may only reach a plateau like behaviour for  $t_s \gtrsim 16$ . This finding provides a serious warning. In fact, we cannot exclude that even with a larger statistics the required value of  $t_s$  would be larger to observe a clear plateau.

Let us now look at an analysis of the strange quark content using the plateau summation method (see Eq. (2.2)). We show in Fig. 3 the summed plateau  $P_{O_s}$  defined in Eq. (2.2) as a function of the source-sink separation for the two samples of measurement A and B. For better readability we shifted  $P_{O_s}$  vertically in the case of the sample of measurements B. We recall that for large  $t_s$ , the bare matrix element can be extracted from the slope of  $P_{O_s}$ . We also show using black dotted lines linear fits of  $P_{O_s}$ , choosing the fitting interval  $t_s \in [t_1, t_2]$  such that we obtain a confidence level



**Figure 3:** Summed ratio  $P_{O_s}$  as a function of the source-sink separation for the two samples  $A$  and  $B$ . The results on sample  $B$  have been shifted vertically for better readability.



**Figure 4:** Fits of the summed ratio for a fixed value of  $t_2 = 20$  as a function of  $t_1$  for the two samples  $A$  and  $B$ .

larger than 90%. The corresponding slopes are  $0.42(8)$  and  $0.60(10)$  respectively in the case of samples  $A$  and  $B$ .

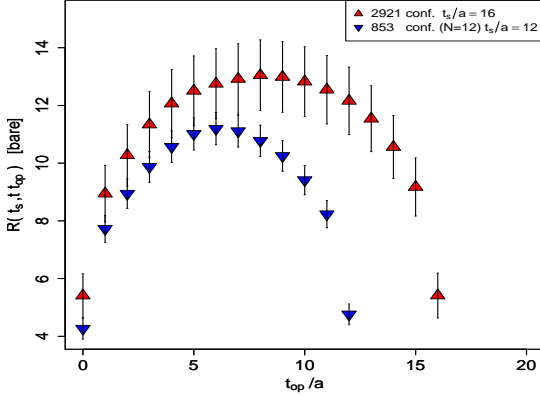
In order to study the excited state contaminations we define a function  $S(t_1, t_2)$  as the slope of a linear fit of  $P_{O_q}$  in the fitting window  $[t_1, t_2]$ . By construction, for  $t_2$  large enough,  $S$  should be constant as a function of  $t_1$  and then will give the bare matrix element  $\langle N | \bar{s} s | N \rangle^{(\text{bare})}$ . In the following discussion we will fix  $t_2$  to  $t_2 = 20a$ , which appears to be large enough. We show in Fig. 4  $S(t_1, t_2)$  as a function of  $t_1$  for fixed  $t_2 = 20a$  and for the two samples  $A$  and  $B$ . While the results obtained for sample  $A$  seem to saturate for  $t_1 \gtrsim 6$ , the results for sample  $B$  are constant only for  $t_1 \gtrsim 14$ . Thus we reach a very similar conclusion as discussed above for the ratio  $R_{O_q}$  of eq. (2.1) that a too small source-sink separation and insufficient statistics can be misleading and that a true plateau has not been reached yet. Even with the here employed high statistics to obtain a signal at large values of  $t_s$ , it is not clear whether the excited state contributions are negligible.

Thus, in order to have a convincing evidence that a source-sink separation of  $t_s = 18a \sim 1.5$  fm is sufficient, it would be necessary to analyze for an even larger source-sink while keeping a similar statistical accuracy as the one obtained here. We stress that with our choice of nucleon interpolating fields we do not find a similarly large contribution of excited states for other observables, for instance the nucleon axial coupling  $g_A$ .

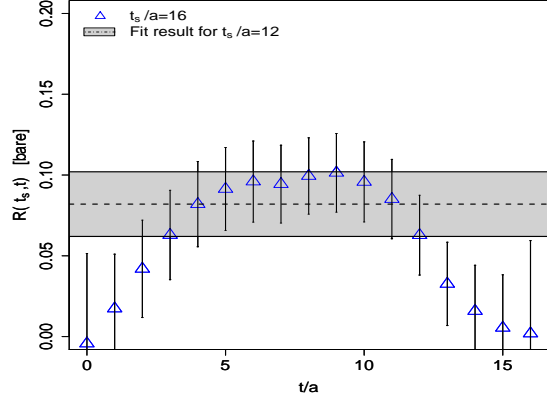
In the light quark sector we observe an effect of excited state contamination of the same order of magnitude in the corresponding disconnected part. However, here the disconnected part contributes only about 10% of the bare matrix element. In order to check the size of excited state contributions in the connected part, we have analyzed the matrix element for two source-sink separations,  $t_s = 12a$  and  $t_s = 16a$ . We show in Fig. 5 the results for the bare matrix element for these two values of the source-sink separation. We observe a change of the plateau value by about  $\sim 10\%$ . Note that even if the effect of excited states is thus smaller than in the strange sector, it is

still large compared to our statistical errors.

#### 4. Excited states contamination : $y_N$ parameter



**Figure 5:** The ratio  $R_{O_l}(t_s = 12a, t_{\text{top}})$  and  $R_{O_l}(t_s = 16a, t_{\text{top}})$  for the light quark content of the nucleon on samples *A* and *B*.



**Figure 6:** Plateau value for the strangeness content of the nucleon for two different source-sink separation. The large source-sink separation results have been obtained using a larger statistics in the light sector (connected and disconnected contributions) and in the strange sector.

Finally, we have also analyzed the contribution of excited states in the determination of the  $y_N$  parameter. This quantity can be obtained directly by computing the ratio of two three-point correlators, see [1]. As shown in Fig. 6, the  $y_N$ -parameter obtained for a source-sink separation of  $t_s = 16a$  on the sample *B* is compatible with the fit result obtained in [1] at a source-sink separation of  $12a$  with the sample *A* (represented by a grey band). Thus, in the ratio corresponding to the  $y_N$ -parameter a cancellation of systematic effects seems to occur and the total systematic error is at most of the order of the statistical error, namely  $\sim 20\%$ .

#### 5. Conclusion

As shown in a recent paper [1] twisted mass fermions at maximal twist offer an efficient setup to compute the three point correlators relevant for the extraction of the nucleon sigma-terms. In this proceedings contribution, we have performed a dedicated study of excited state contaminations on a single gauge field ensemble corresponding to a pion mass of approximately  $\approx 390\text{MeV}$ . We have shown that the strange  $\sigma_s$  term is particularly sensitive to excited state contaminations that can contribute an about 40% systematic uncertainty. Since the problem is not seen in other nucleon observables, this large effect cannot originate from our choice of the nucleon interpolating fields. Thus, we suspect that our finding is true in general, also for other formulations of lattice QCD. We therefore conclude that studies of excited state contaminations are essential to obtain reliable results. As a consequence of our study, we are presently only able to provide a lower bound of the

systematic error in the direct determination of the strange  $\sigma_s$  term of size  $\gtrsim 40\%$ . In the light quark sector, the systematic effects is of the the order of  $\gtrsim 10\%$ . We observe a cancellation of the effects of excited state contributions in the ratio that determines the  $y_N$ -parameter which lead to a safer determination of this quantity.

In our analysis, we have used two approaches, the standard plateau method and the summed ratio method. Independently of these two analysis methods, we find it to be necessary to use approximately constant statistical errors while the source-sink separation is increased to detect the real size of the excited state contributions. Such a strategy has, of course, the drawback to increase exponentially the number of measurements needed, but it seems to us to be a mandatory step to provide reliable values of the scalar quark content of the nucleon.

## Acknowledgments

This work was performed using HPC resources provided by the JSC Forschungszentrum Jülich on the JuGene supercomputer and by GENCI-IDRIS (Grant 2012-052271). It is supported in part by the DFG Sonderforschungsbereich/ Transregio SFB/TR9. Computational resources were partially provided by the Cy-Tera Project NEA ΥΠΟΔΟΜΗ/ΣΤΡΑΤΗΓ/0308/31, which is co-funded by the European Regional Development Fund and the Republic of Cyprus through the Research Promotion Foundation. A. Vaquero is supported by the Research Promotion Foundation (RPF) of Cyprus under grant ΠΡΟΣΕΛΚΥΣΗ/ΝΕΟΣ/0609/16

## References

- [1] S. Dinter, V. Drach, R. Frezzotti, G. Herdoiza, K. Jansen and G. Rossi, JHEP **1208**, 037 (2012) [arXiv:1202.1480 [hep-lat]].
- [2] K. Jansen *et al.* [ETM Collaboration], Eur. Phys. J. C **58**, 261 (2008) [arXiv:0804.3871 [hep-lat]].
- [3] C. Alexandrou, V. Drach, K. Hadjiyiannakou, K. Jansen, G. Koutsou, A. Strelchenko and A. Vaquero, arXiv:1211.0126 [hep-lat].
- [4] M. Engelhardt, arXiv:1210.0025 [hep-lat].
- [5] H. Ohki, *et al.* [JLQCD Collaboration], arXiv:1208.4185 [hep-lat].
- [6] G. S. Bali, P. C. Bruns, S. Collins, M. Deka, B. Glasle, M. Gockeler, L. Greil and T. R. Hemmert *et al.*, Nucl. Phys. B **866**, 1 (2013) [arXiv:1206.7034 [hep-lat]].
- [7] S. Capitani, M. Della Morte, G. von Hippel, B. Jager, A. Juttner, B. Knippschild, H. B. Meyer and H. Wittig, Phys. Rev. D **86**, 074502 (2012) [arXiv:1205.0180 [hep-lat]].
- [8] S. Dinter, C. Alexandrou, M. Constantinou, V. Drach, K. Jansen and D. B. Renner, Phys. Lett. B **704**, 89 (2011) [arXiv:1108.1076 [hep-lat]].
- [9] R. Baron, P. Boucaud, J. Carbonell, A. Deuzeman, V. Drach, F. Farchioni, V. Gimenez, G. Herdoiza *et al.*, JHEP **1006**, 111 (2010). [arXiv:1004.5284 [hep-lat]].
- [10] M. A. Clark *et al.*, Comput. Phys. Commun. **181** (2010), 1517, arXiv:0911.3191.
- [11] R. Babich *et al.*, SC 2011, arXiv:1109.2935.