



PEARL

Sex differences in individual foraging site fidelity of Campbell albatross

Sztukowski, Lisa A.; Cotton, Peter A.; Weimerskirch, Henri; Thompson, David R.; Torres, Leigh G.; Sagar, Paul M.; Knights, Antony M.; Fayet, Annette L.; Votier, Stephen C.

Published in:

Marine Ecology Progress Series

DOI:

[10.3354/meps12684](https://doi.org/10.3354/meps12684)

Publication date:

2018

Document version:

Peer reviewed version

Link:

[Link to publication in PEARL](#)

Citation for published version (APA):

Sztukowski, L. A., Cotton, P. A., Weimerskirch, H., Thompson, D. R., Torres, L. G., Sagar, P. M., Knights, A. M., Fayet, A. L., & Votier, S. C. (2018). Sex differences in individual foraging site fidelity of Campbell albatross. *Marine Ecology Progress Series*, 601, 227-238. <https://doi.org/10.3354/meps12684>

All content in PEARL is protected by copyright law. Author manuscripts are made available in accordance with publisher policies. Wherever possible please cite the published version using the details provided on the item record or document. In the absence of an open licence (e.g. Creative Commons), permissions for further reuse of content should be sought from the publisher or author.

Sex differences in individual foraging site fidelity of Campbell albatross

Lisa A. Sztukowski^{1,*}, Peter A. Cotton¹, Henri Weimerskirch², David R. Thompson³,
Leigh G. Torres⁴, Paul M. Sagar⁵, Antony M. Knights¹, Annette L. Fayet⁶,
Stephen C. Votier⁷

¹Marine Biology & Ecology Research Centre, University of Plymouth, Plymouth PL4 8AA, UK

²Centre d'Etudes Biologiques de Chizé, The National Center for Scientific Research, 79360 Villiers-en-Bois, France

³National Institute of Water and Atmospheric Research Ltd., 301 Evans Bay Parade, Hataitai, Wellington 6021, New Zealand

⁴Department of Fisheries and Wildlife, Oregon State University, Hatfield Marine Science Center, Newport, Oregon 97365, USA

⁵National Institute of Water and Atmospheric Research Ltd., 10 Kyle Street, Riccarton, Christchurch 8011, New Zealand

⁶Department of Zoology, University of Oxford, Oxford OX2 6GG, UK

⁷Environment and Sustainability Institute, University of Exeter, Cornwall Campus, Penryn, Cornwall TR10 9FE, UK

ABSTRACT: Inter-individual variation in behavioural traits has important implications for evolutionary and ecological processes. Site fidelity, where individuals consistently use the same foraging site, is common among marine predators. Sex differences in foraging are also well studied in marine vertebrates, but the extent to which consistent inter-individual differences in foraging vary between the sexes is poorly known. Here we quantified the effects of sex on individual foraging site fidelity (IFSF), both within and between years, in chick-brooding Campbell albatross *Thalassarche impavida*. Using bird-borne global positioning system loggers, we calculated route fidelity (nearest-neighbour distance), repeatability of site fidelity (terminal latitude and longitude), and foraging effort (total distance travelled and trip duration) during 2 to 10 repeat trips. Overall, Campbell albatrosses showed a high degree of site fidelity. Birds travelled to similar sites not only within the same year, but also between 2 consecutive years, suggesting that the within-year consistency is not simply in response to short-term patches of food. Moreover, within the same year, we found differences in terms of IFSF between the sexes. Females that foraged closer to the colony in neritic and shelf waters were more likely to follow similar routes on repeated foraging trips and were more consistent in their foraging effort than males. Males that foraged further offshore in pelagic waters had more repeatable foraging longitudes than females. Our study provides further evidence of the importance of IFSF among marine vertebrates. However, it also reveals that the strength of such specialisations may vary with sex.

KEY WORDS: Route fidelity · Foraging effort · GPS tracking · Repeatability · Sex effects

Resale or republication not permitted without written consent of the publisher

INTRODUCTION

Inter-individual trait variation has important implications for conservation, ecology, and evolution (Bolnick et al. 2003, Araújo et al. 2011). For example, consistent individual variation in foraging behaviour, or foraging specialisation, can impact predator–prey interactions, parasitism risk, and population and com-

munity dynamics, and it can lead to disruptive selection and evolutionary divergence (Darimont et al. 2007, Johnson et al. 2009, Duffy et al. 2010).

Individual foraging specialisation is common among a wide range of marine taxa, including birds, fish, and mammals (for reviews, see Bolnick et al. 2003, Araújo et al. 2011, Ceia & Ramos 2015). In marine species, individuals specialise in terms of their diet

(Newsome et al. 2009, Tinker et al. 2012), searching behaviour (Woo et al. 2008, Torres & Read 2009, Baylis et al. 2012, Patrick et al. 2014), isotopic niche (Bearhop et al. 2006, Jaeger et al. 2009, Votier et al. 2011), and, in particular, foraging location (Woo et al. 2008, Torres & Read 2009, Baylis et al. 2012, Wakefield et al. 2015). Individual foraging site fidelity (IFSF), where an individual consistently uses only a small part of the population-level foraging range (Wakefield et al. 2015), is a particular form of individual specialisation that may arise as a consequence of predictable oceanographic conditions that generate foraging areas consistent in time and space (Weimerskirch 2007). However, variation in environmental conditions and sex-specific constraints such as those imposed by reproductive duties may influence the degree of site fidelity (Weimerskirch 2007, Patrick & Weimerskirch 2017). Here we tested for sex differences in IFSF in a marine predator engaged in central-place foraging, the Campbell albatross *Thalassarche impavida*.

Sex differences in foraging behaviour are well studied in marine vertebrates, including many seabirds (e.g. brown boobies *Sula leucogaster*, Miller et al. 2018; black-browed albatrosses *T. melanophris*, Huin 2002; northern gannets *Morus bassanus*, Stauss et al. 2012, Cleasby et al. 2015; Hawaiian petrels *Pterodroma sandwichensis*, Wiley et al. 2012; Cory's shearwaters *Calonectris borealis*, Paiva et al. 2017; northern giant petrels *Macronectes halli*, González-Solís et al. 2000). The mechanisms thought to influence sexual segregation include divergent parental roles or nutritional requirements, niche partitioning, competition, and social dominance (Weimerskirch et al. 2009). However, the extent to which IFSF varies between the sexes is not well known. One of the few study systems that have tested for sex differences in foraging individuality, in chick-brooding black-browed albatrosses, found that females were more generalist than males (Patrick & Weimerskirch 2014), although males showed stronger habitat fidelity than females (Patrick & Weimerskirch 2017).

Here we studied IFSF in a large pelagic predator, the Campbell albatross, when restricted to foraging from a central place during the breeding season. The Campbell albatross is endemic to Campbell Island, New Zealand (52° 32' 24" S, 169° 8' 42" E) and travels widely at sea to forage in waters off southern Australia, the Tasman Sea, and the southern Pacific Ocean (Waugh et al. 1999a,b, Sztukowski 2016, Sztukowski et al. 2017). During chick-brooding, Campbell albatrosses demonstrated sex differences in the distance travelled while foraging, and also in habitat

use (Sztukowski 2016). Such variation may influence IFSF between the sexes. Understanding the extent of IFSF may also be important in terms of conservation. The Campbell albatross population declined from 31 300 pairs in the 1940s to 21 648 pairs in 2012 (Waugh et al. 1999c, Sagar 2014); this habitat degradation, in addition to its restricted breeding range and the threat of fisheries bycatch, led to the Campbell albatross being listed as Vulnerable by the IUCN (BirdLife International 2017). Reversing this population trend and improving the future prospects of this species require a more detailed understanding of its spatial ecology, including the degree of IFSF.

We used precision GPS loggers to reconstruct foraging behaviour during the chick-brooding period, with the aim of studying IFSF in Campbell albatrosses. We first quantified the extent to which Campbell albatrosses demonstrate IFSF during repeated foraging trips within the same breeding season, specifically in terms of foraging location (distal point of trips), route fidelity (using nearest-neighbour distance), and foraging effort (distances travelled and duration). As well as tracking repeat trips by the same individual within the same year, we also tracked some birds across 2 years to test for long-term IFSF. This enabled us to determine whether site fidelity occurs in response to short-term availability of prey patches, or is instead a longer-term foraging strategy. Finally, we compared the degree of IFSF between the sexes.

MATERIALS AND METHODS

Instrumentation and tracking

Chick-brooding Campbell albatrosses were temporarily captured and tagged during the breeding seasons of November and December 2011/2012 and 2012/2013 (hereafter referred to as 2011 and 2012, respectively). Chicks hatched from late November through mid-December (peak hatch during 2011 and 2012: 6–7 December, $n = 81$ nests). Modified GPS loggers (GT-600 i-gotU, Mobile Action Technology) were attached to the central back feathers of adult albatrosses using Tesa® tape. Modification involved removing the external plastic housing of each logger and then applying heat shrink tubing (FiniShrink) to waterproof each unit. The mass of each GPS unit was ~33 g (~1.1% of body mass) and GPS units were programmed to record their location every 10 min (referred to as a 'point' hereafter). We studied at-sea foraging behaviour during the early to mid-chick-

rearing period; birds were re-captured on the nest to remove the tag and retrieve the data following 2 or more complete foraging trips determined from nest attendance surveys, generally at the end of the chick-brooding stage.

Analysis of tracking data

Foraging trips were reconstructed using the GPS data, from which we calculated 3 indices for complete foraging trips: (1) foraging route fidelity, (2) foraging site fidelity, and (3) foraging effort (details below). All analyses were restricted to individuals with 2 or more foraging trips; in most instances, our data represent all foraging trips taken by an individual during the chick-brooding stage. The degree of IFSF was calculated from 2 to 10 trips. Maps of foraging trips were created using QGIS software. The Ocean Basemap used the ETOPO1 dataset hosted on the NOAA server, which was processed using 'marmap' in R (Amante & Eakings 2009, Pante & Simon-Bouhet 2013).

Foraging route fidelity

We calculated individual route fidelity using nearest-neighbour distance (NND, in km). This technique quantifies the spatial similarity between a focal trip and a comparison trip by calculating the distance from each location along a track to its nearest neighbour on the comparison track (Biro et al. 2007). The NND calculated between 2 trips decreases with the spatial similarity between the focal and comparison tracks. NND was calculated for all possible pairs of trips (within-individual trips, i.e. a measure of individual route fidelity, and among-individual trips, i.e. a measure of inter-individual variability). Locations <2 km from the colony were removed to exclude non-foraging rafting behaviour near the colony.

We used linear mixed-effects models (LMMs) to assess whether albatrosses showed route fidelity, by comparing within-individual NND to among-individual NND, first across all years (for the 10 birds tracked in both years) and then within each year. To test for long-term IFSF, we first tested whether individuals followed more similar routes within the same year than in different years. Next, we tested for potential sex differences in route fidelity, by comparing within-individual NND between males and females. All models included pair as a random effect and the difference in trip length between each pair of trips as a covariate.

In models testing data from multiple years, year was also included as a fixed effect. We compared each model with the null (intercept only) model based upon likelihood-ratio tests (LRTs). NND was square root or log transformed to obtain normality.

Foraging site fidelity

To measure foraging site fidelity, we first estimated the terminal latitude and terminal longitude (both in decimal degrees; DD) of each foraging trip. Terminal latitude and longitude were defined as the location at the furthest point from the colony calculated as a straight-line distance. Based on sea surface temperature (SST) and landing data, Campbell albatrosses do not forage actively while commuting to foraging zones (Weimerskirch & Guionnet 2002). We assumed the primary foraging zone was located at the furthest point from the colony, but also qualified route fidelity (see above). We then compared the similarity of these values between repeat distal locations based on repeatability (R , i.e. the proportion of variance in a character that occurs among rather than within individuals or intra-class coefficient; Lessells & Boag 1987) for each sex and year. We used an LMM with restricted maximum likelihood and included individual as a random factor to account for multiple observations of the same bird. One thousand bootstrapping runs were performed to estimate confidence intervals and standard errors (Nakagawa & Schielzeth 2010). For the subset of individuals tracked in both years, we pooled the data from both years and included sex as a factor in LMM resulting in an adjusted repeatability (R_{adj}). All LMM analyses were undertaken using the 'rptR' package in R (Steffel et al. 2017). Metrics for foraging behaviour were considered statistically repeatable if p-values were <0.05 and the degree of specialisation increased as repeatability index values tended towards 1.

Foraging effort

Foraging effort was calculated using 2 metrics: total distance travelled (km) and trip duration (hours), both calculated as the sum of the values from each point-to-point location and then transformed using Box-Cox transformations to obtain normality. We compared individual consistency of foraging effort between each sex and year by calculating repeatability (R). For the subset of individuals tracked in both years, we calculated R_{adj} .

RESULTS

Foraging trip summary

We obtained information on at-sea foraging behaviour from 63 birds ($n = 237$ foraging trips): 12 females in 2011 ($n = 42$ foraging trips), 26 females in 2012 ($n = 80$ foraging trips), 11 males in 2011 ($n = 36$ foraging trips), and 24 males in 2012 ($n = 79$ foraging trips; Figs. 1 & 2, and see the Supplement at www.int-res.com/articles/suppl/m601p227_supp.pdf). For 10 individuals (6 females and 4 males), we obtained data in both 2011 and 2012 (Fig. 3). Total trip distances from the colony were, on average, significantly longer for males (mean \pm SE: 1580.63 ± 97.93 km) than females (1165.72 ± 70.74 km; $t = -3.43$, $df = 209.76$, $p < 0.001$). Trip durations were also greater for males (56.53 ± 3.03 h) than females (47.59 ± 2.39 h; $t = -2.32$, $df = 219.41$, $p = 0.02$).

Foraging route fidelity

NNDs demonstrate that Campbell albatrosses showed individually consistent foraging routes, with repeat trips being more similar within than between individuals (Fig. 4); this result was consistent whether drawing comparisons across all years or within the same year (within 2011 LRT: $\chi^2_1 = 17.515$, $p < 0.001$; within 2012 LRT: $\chi^2_1 = 25.002$, $p < 0.001$; across all years LRT: $\chi^2_1 = 26.124$, $p < 0.001$). Moreover, route fidelity varied with sex; females had significantly higher route fidelity compared with males (data pooled for all years; LRT: $\chi^2_1 = 4.5277$, $p = 0.033$; Fig. 5). Trip length and year were both retained in the models, so these differences are not simply a function of the shorter foraging trips of females.

Foraging site fidelity

During 2–10 repeat trips, both males and females showed similar repeatability values (Table 1). Repeatability of terminal latitude and longitude was significant for both sexes and within years, with the exception of females in 2011. Foraging site fidelity was generally higher in 2012 than 2011, with the highest repeatability estimates for male terminal longitude in 2012 (Table 1). For the 10 individuals with data from both years ($n = 59$ foraging trips), repeatability of terminal longitude was significant ($R_{adj} = 0.376 \pm 0.155$, $p = 0.007$), but latitude was not significantly repeatable across years ($R_{adj} = 0.166 \pm 0.125$, $p = 0.158$).

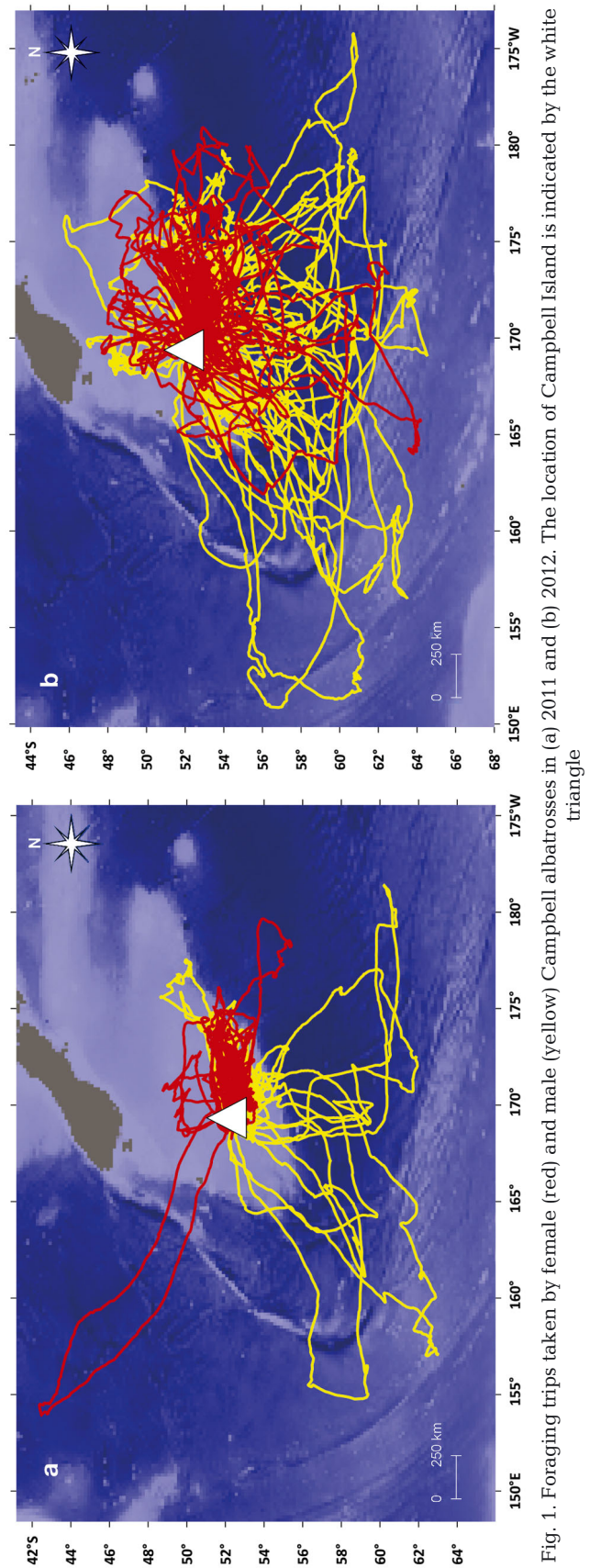
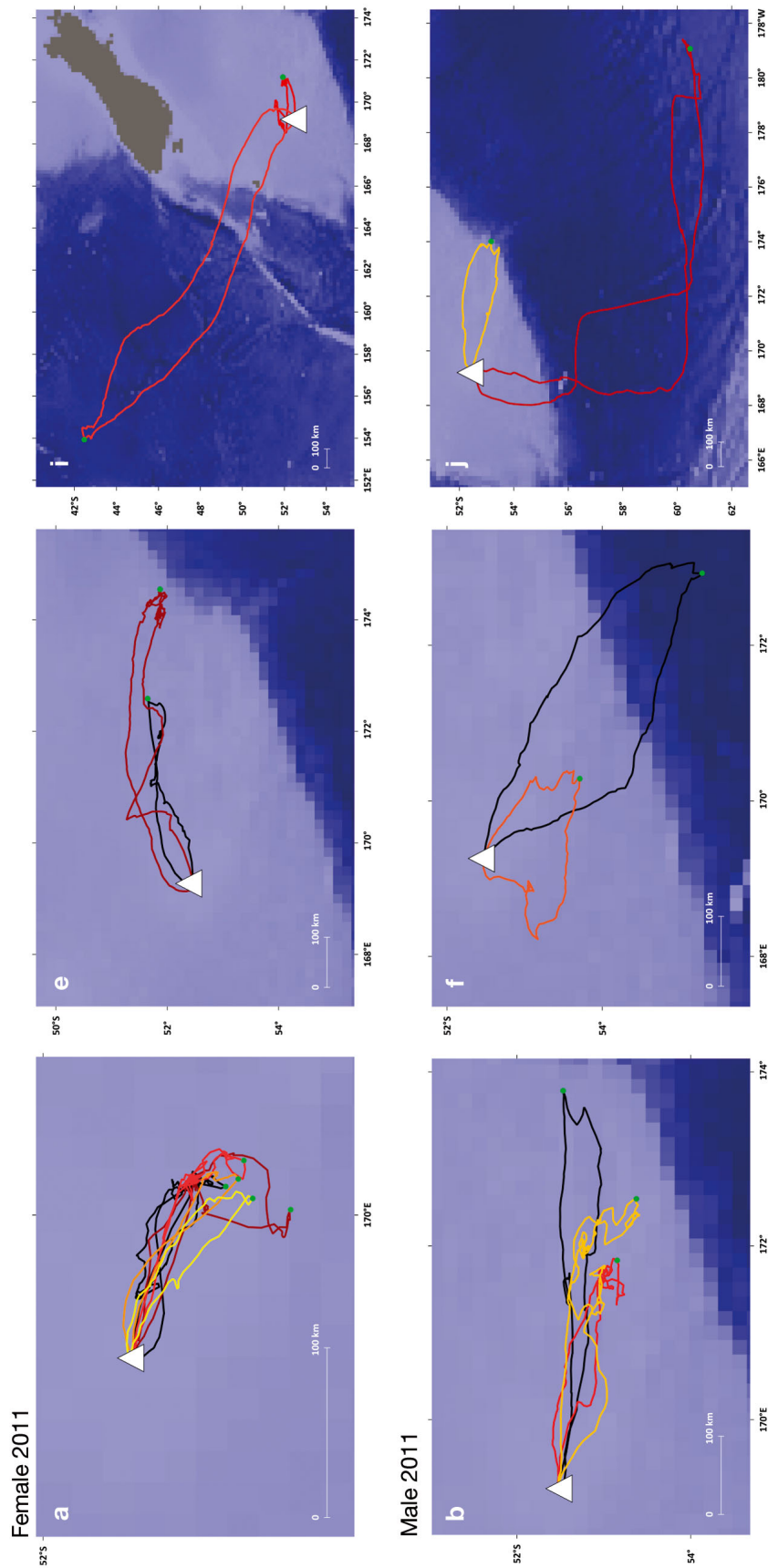


Fig. 1. Foraging trips taken by female (red) and male (yellow) Campbell albatrosses in (a) 2011 and (b) 2012. The location of Campbell Island is indicated by the white triangle



(continued on next page)

Fig. 2. Foraging trips taken by individual Campbell albatrosses. (a–d) Highest route fidelity (lowest nearest-neighbour distance, NND) within each sex and year. (e–h) Foraging trips from the median individual from each sex–year category when individuals were ranked from lowest average NND to highest average NND. (i–l) Individual foraging trips that demonstrate low levels of route fidelity (highest NND). Distal locations for each foraging trip are indicated in green and the location of Campbell Island is highlighted by the white triangle. All foraging trips are available in the Supplement, where they are grouped by sex and year

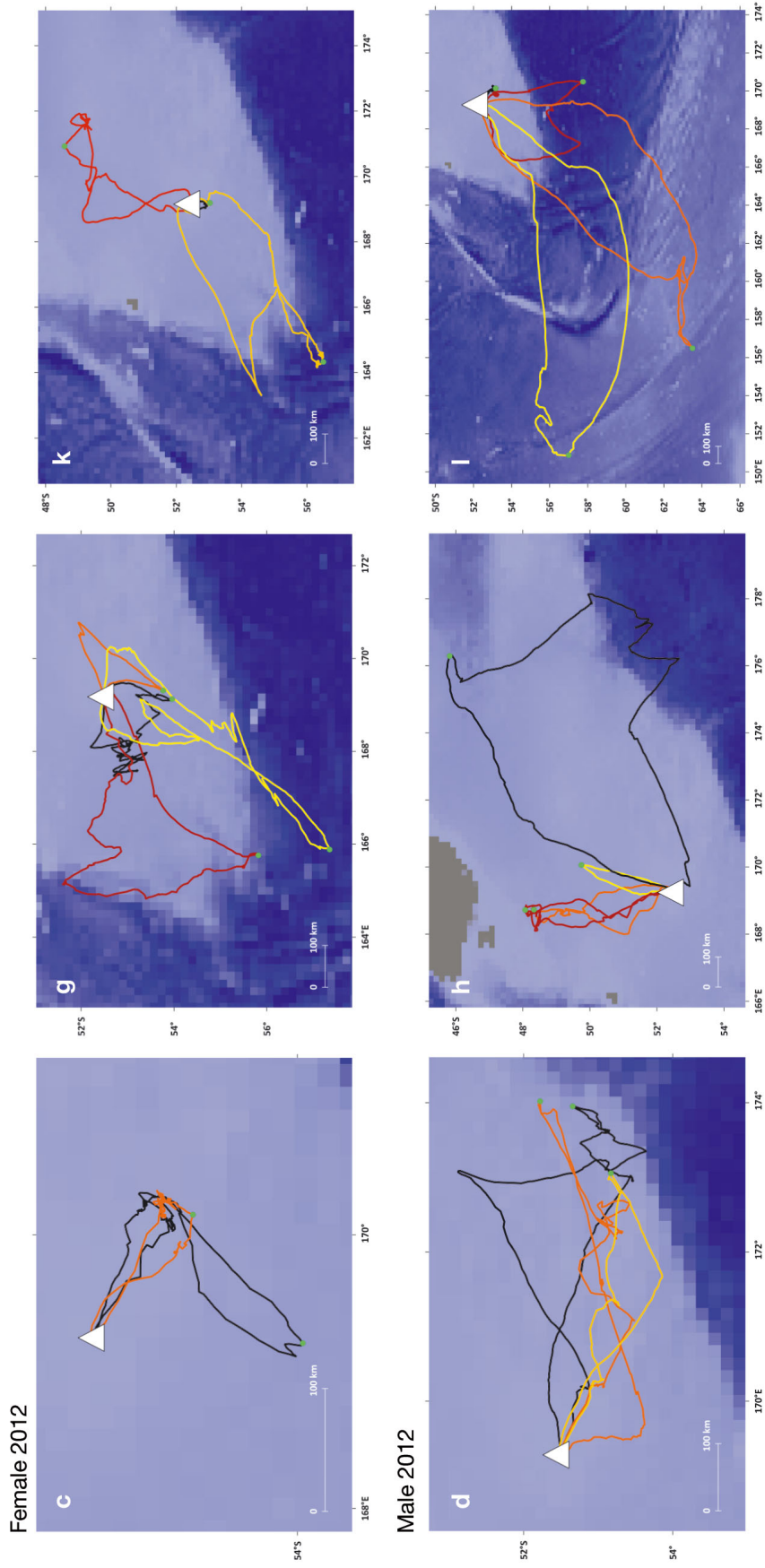


Fig. 2 (continued)

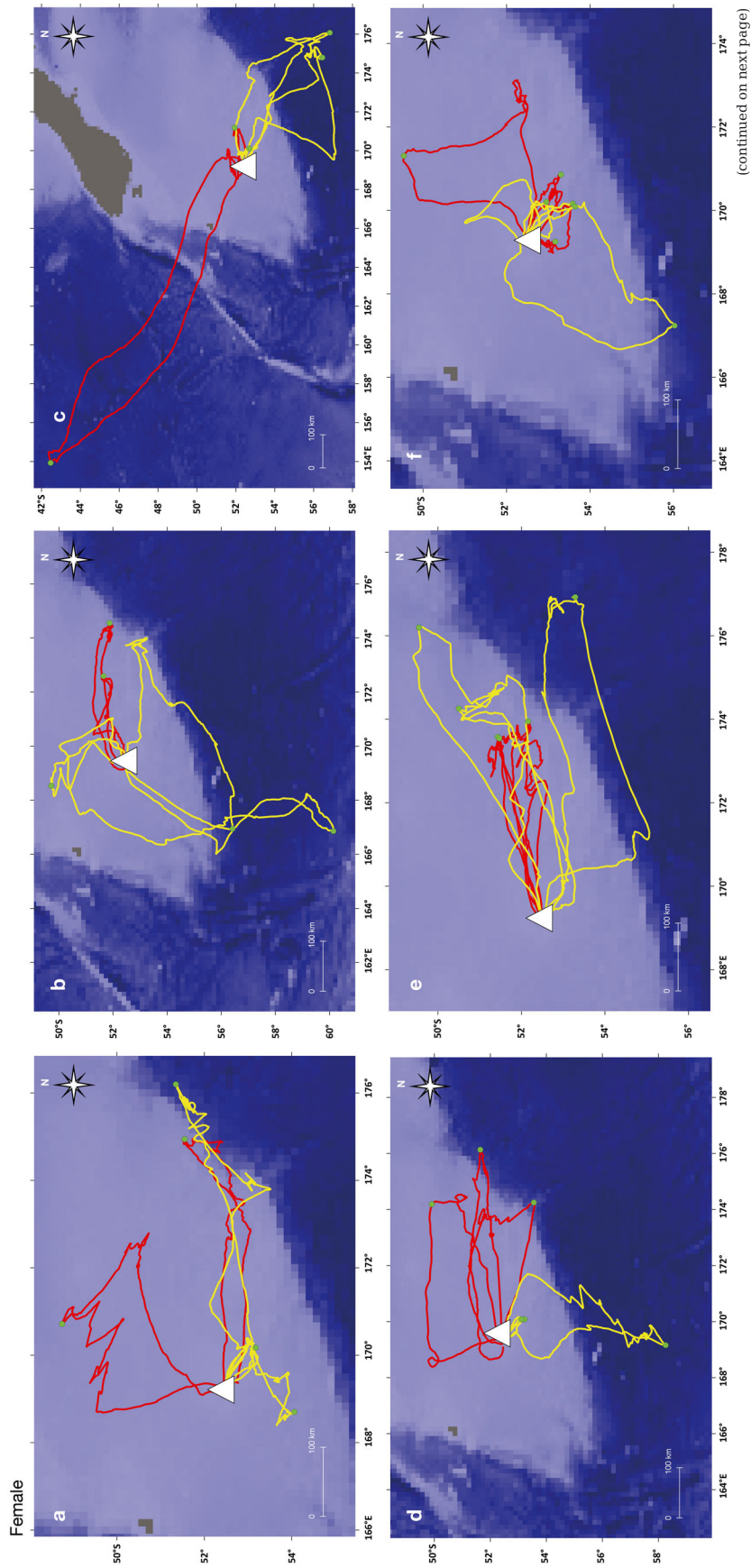


Fig. 3. Foraging trips taken by individual Campbell albatrosses (6 females, a–f; 4 males, g–j) tracked in both 2011 (red) and 2012 (yellow). Distal locations for each foraging trip are indicated in green and the location of Campbell Island is highlighted by the white triangle. Panels are grouped by sex

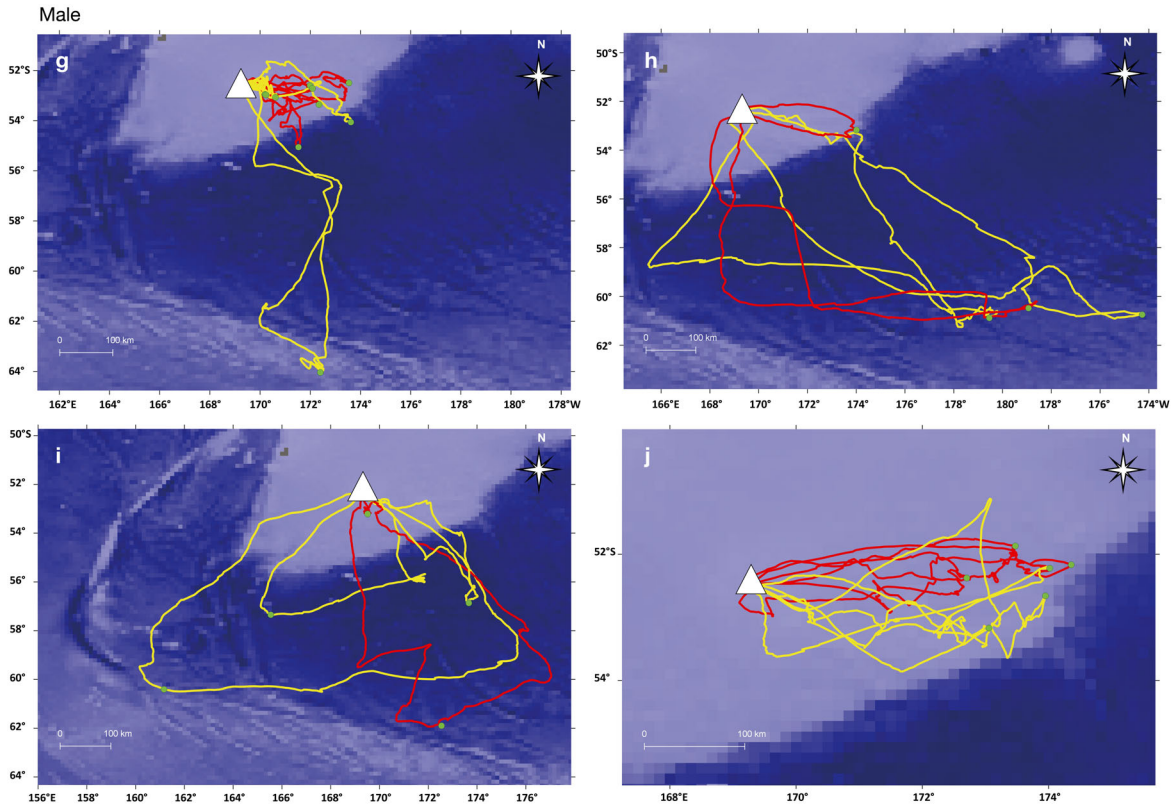
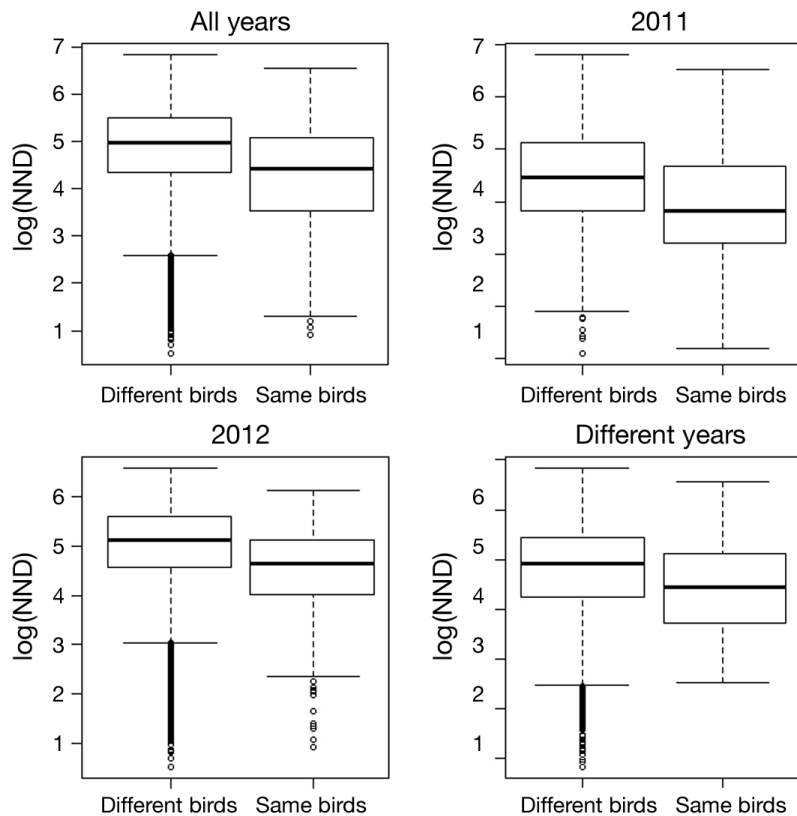


Fig. 3 (continued)



Foraging effort

Analysis of within-individual variation in total distance travelled and trip duration of foraging trips revealed that females tended to have higher within-individual variation than among-individual variation (Table 1). For females, repeatability of total distance travelled and trip duration were significant within both years, whereas repeatability of total distance travelled by males was significant in 2012 (Table 1).

Fig. 4. Nearest-neighbour distance (NND \pm SD in km) shows that individual route fidelity across all years is greater (lower NND) within individuals than among individuals. The box includes data between the first and third quartile and has a midline which indicates the median. The whiskers extend 1.5 \times the interquartile range. Circles represent data points outside the range of the whiskers

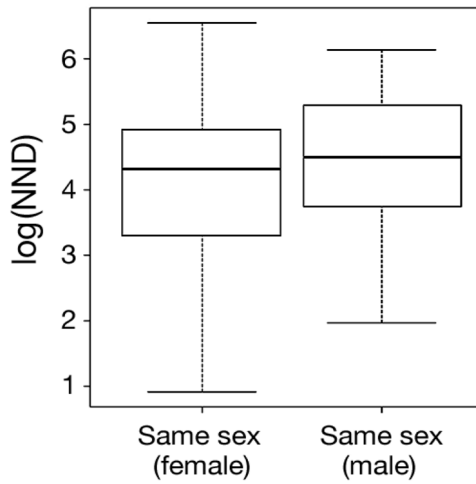


Fig. 5. Nearest-neighbour distance (NND ± SD in km) shows that females tend to have higher route fidelity (lower NND) than males. The box includes data between the first and third quartile and has a midline which indicates the median. The whiskers extend 1.5× the interquartile range

Total distance travelled was consistent across both years ($R_{adj} = 0.260 \pm 0.137$, $p = 0.023$), but duration of foraging trips was not significantly repeatable across years ($R_{adj} = 0.149 \pm 0.116$, $p = 0.109$).

DISCUSSION

During chick-brooding, Campbell albatrosses tended to show consistent foraging routes, foraging sites, and foraging effort, suggesting a degree of IFSF. Moreover, for 10 birds tracked in 2 breeding seasons, there was evidence of inter-annual route and site fidelity, indicating that the observed within-year patterns were not simply a response to short-term profitable foraging opportunities (Table 1, Figs. 1–4). Previous studies of albatrosses have also shown variation with respect to IFSF; for instance, individual shy albatrosses *Thalassarche cauta* consistently searched the same broad patch of ocean within a breeding stage, although individuals did not show fidelity to these patches across years (Hedd et al. 2001). Wandering albatrosses *Diomedea exulans* also showed short-term consistency in habitat use and trophic level; in the long-term, however, individuals were consistent in habitat use but not trophic niche (Ceia et al. 2012). Black-browed albatrosses showed similar patterns in terms of IFSF as shown in the present study, with strong within-year individuality that persisted, to an extent, across years (Patrick & Weimerskirch 2017). Moreover, Patrick & Weimerskirch (2017) showed

Table 1. Repeatability (R) ± SE (p-values in parentheses) of female (12 individuals in 2011, n = 42 foraging trips; 26 individuals in 2012, n = 80 foraging trips) and male (11 individuals in 2011, n = 36 foraging trips; 24 individuals in 2012, n = 79 foraging trips) Campbell albatross foraging site fidelity and foraging effort. Significant repeatability estimates are highlighted in **bold**. DD: decimal degrees

	Foraging effort		Trip duration (h)		Foraging site fidelity	
	Total distance (km)	2012	2011	2012	Terminal latitude (DD)	Terminal longitude (DD)
Female	0.344 ± 0.172 (0.039)	0.340 ± 0.126 (0.003)	0.434 ± 0.167 (0.016)	0.322 ± 0.127 (0.003)	0.295 ± 0.172 (0.115)	0.356 ± 0.173 (0.095)
Male	0.074 ± 0.129 (0.362)	0.215 ± 0.121 (0.039)	0.099 ± 0.134 (0.327)	0.059 ± 0.086 (0.336)	0.366 ± 0.179 (0.024)	0.399 ± 0.173 (0.013)
						0.538 ± 0.114 (<0.001)
						0.603 ± 0.107 (<0.001)

that increased site fidelity was linked to higher reproductive success.

One of our key findings is that there were differences in the degree of IFSF between the sexes (Fig. 2, Table 1; and see the Supplement). Males travelled further and had longer trip durations and a more consistent terminal longitude than females. However, females were more consistent in terms of their foraging route and effort. Previous research into how sex affects specialisation found diverse results. In the closely related black-browed albatross breeding on Kerguelen, males showed more consistent foraging locations than females (Patrick & Weimerskirch 2014). The reasons for the difference from our study are unclear, but may be related to density dependence, since the degree of individual specialisation has been shown theoretically and experimentally to be linked to increased intraspecific competition (Svanbäck & Bolnick 2005, 2007, Bolnick et al. 2010). In our study, female Campbell albatross remained closer to the colony on the Campbell Plateau, where competition is higher, and had a higher degree of route fidelity compared with the more pelagic males.

There may also be other factors at play. For instance, studies of 3 species of inshore foraging pursuit-diving shags and cormorants found that females tend to be more consistent in foraging behaviour than males, which was explained by a combination of morphological differences influencing resource accessibility, niche partitioning, and prey choice (Kato et al. 2000, Cook et al. 2006, Ratcliffe et al. 2013). Size may be important in our study species, since male Campbell albatrosses are on average 7.2% heavier than females (Sztukowski 2016), which could affect foraging energetics and behaviour. For example, in the wandering albatross differences in the foraging distribution of males and females are attributable to sexual dimorphism in mass, wing length, wing area, and wing loading. These morphological differences may have evolved to reduce intersexual food competition, as the larger body size and heavier wing loading of males makes them better adapted to forage in windier regions than the females (Shaffer et al. 2001). Niche partitioning may also be present. Individuals foraging on the Campbell Plateau, the area favoured by female Campbell albatrosses, fed predominantly on fish, whereas male birds tended to forage in more oceanic waters and around the polar front, where most individuals fed on squid (Waugh et al. 1999b). However, while size may influence sex-specific foraging specialisation and niche partitioning, specialisation may be linked to competition through size dimorphism, reproductive role, or competitive exclu-

sion (Phillips et al. 2004, 2011, Catry et al. 2006). Thus, while the factors driving sexual variation in specialisation may be similar to those factors associated with sexual segregation, which include competitive exclusion, or niche specialisation associated with breeding role or morphology (Shaffer et al. 2001, Phillips et al. 2004, 2011, Weimerskirch et al. 2009), more research is required to elucidate the mechanisms.

Highly repeatable terminal latitudes and longitudes indicate that Campbell albatrosses commute to consistent foraging locations, suggesting that individuals use previous knowledge to inform foraging decisions (Votier et al. 2017). The birds tracked over 2 years also tended to show similar foraging site fidelity, routes, and total distance travelled. Such longer-term consistency suggests that the within-year consistency is not simply a response to short-term patches of food (e.g. a win-stay, lose-shift tactic; Wakefield et al. 2015). Longer-term site fidelity, as found in our study, may provide energetic advantages over an individual's lifetime despite environmental variability (Bradshaw et al. 2004). Thus, foraging site fidelity, in conjunction with fine-scale location adjustments within areas associated with predictable resources, may confer consistent energy intake (Bradshaw et al. 2004, Patrick et al. 2014).

To conclude, our study shows that there was generally a high degree of IFSF among chick-brooding Campbell albatrosses, and individual consistency in foraging sites persisted across 2 consecutive years. However, females, which remained closer to the colony to forage in neritic/shelf habitats, had a higher degree of route fidelity and more repeatable foraging effort compared with males, which tended to use pelagic waters. While the causes of these differences remain unclear, our research highlights the possibility that threats posed by fisheries bycatch are not uniformly distributed across individuals or sexes within the population, due to differences in their overlap with fisheries and reliance on fisheries waste (Ryan & Boix-Hinzen 1999, Bugoni et al. 2011, Torres et al. 2011, Barbraud et al. 2013). Further work should explore how these changes in site fidelity vary across the breeding season, as well as quantifying the potential impact of these risks.

Acknowledgements. We thank the Campbell field crews, boat crews, and Department of Conservation personnel who made data collection possible. Special thanks to Caitlin Kroeger for field assistance, company, and project discussions. Thanks also to James Grecian, Samantha Patrick, Samantha Cox, Emilie Hall, Clare Embling, Loriane Mendez, and Andy Foggo for thoughtful discussions and draft comments. R coding assistance was provided by David Pinaud,

Duncan Golicher, Michael Kemp, Wouter Vansteelant, and instructors in the Animal Movement Course 2012, 2013. This study was funded through a MARES Grant (FPA 2011-0016), National Institute of Water and Atmospheric Research (NIWA), the New Zealand Department of Conservation, and the New Zealand Ministry of Business, Innovation and Employment.

LITERATURE CITED

- Amante C, Eakins BW (2009) ETOPO1 global relief model converted to PanMap layer format. NOAA National Geophysical Data Center, PANGAEA
- Araújo MS, Bolnick DI, Layman CA (2011) The ecological causes of individual specialisation. *Ecol Lett* 14:948–958
- Barbraud C, Tuck GN, Thomson R, Delord K, Weimerskirch H (2013) Fisheries bycatch as an inadvertent human-induced evolutionary mechanism. *PLOS ONE* 8:e60353
- Baylis AMM, Page B, McKenzie J, Goldsworthy SD (2012) Individual foraging site fidelity in lactating New Zealand fur seals: continental shelf vs. oceanic habitats. *Mar Mamm Sci* 28:276–294
- Bearhop S, Phillips RA, McGill R, Cherel Y, Dawson DA, Croxall JP (2006) Stable isotopes indicate sex-specific and long-term individual foraging specialisation in diving seabirds. *Mar Ecol Prog Ser* 311:157–164
- BirdLife International (2017) *Thalassarche impavida* (amended version of 2016 assessment). The IUCN Red List of Threatened Species 2017: e.T22728349A111675878
- Biro D, Freeman R, Meade J, Roberts S, Guilford T (2007) Pigeons combine compass and landmark guidance in familiar route navigation. *Proc Natl Acad Sci USA* 104:7471–7476
- Bolnick DI, Svanbäck R, Fordyce JA, Yang LH, Davis JM, Hulseley CD, Forister ML (2003) The ecology of individuals: incidence and implications of individual specialization. *Am Nat* 161:1–28
- Bolnick DI, Ingram T, Stutz WE, Snowberg LK, Lau OL, Paull JS (2010) Ecological release from interspecific competition leads to decoupled changes in population and individual niche width. *Proc R Soc B* 277:1789–1797
- Bradshaw CJA, Hindell MA, Sumner MD, Michael KJ (2004) Loyalty pays: potential life history consequences of fidelity to marine foraging regions by southern elephant seals. *Anim Behav* 68:1349–1360
- Bugoni L, Griffiths K, Furness RW (2011) Sex-biased incidental mortality of albatrosses and petrels in longline fisheries: differential distributions at sea or differential access to baits mediated by sexual size dimorphism? *J Ornithol* 152:261–268
- Catry P, Phillips RA, Croxall JP (2006) Sexual segregation in birds: patterns, processes and implications for conservation. In: Ruckstuhl KE, Neuhaus P (eds) *Sexual segregation in vertebrates: ecology of the two sexes*. Cambridge University Press, Cambridge, p 351–378
- Ceia FR, Ramos JA (2015) Individual specialization in the foraging and feeding strategies of seabirds: a review. *Mar Biol* 162:1923–1938
- Ceia FR, Phillips RA, Ramos JA, Cherel Y, Vieira RP, Richard P, Xavier JC (2012) Short- and long-term consistency in the foraging niche of wandering albatrosses. *Mar Biol* 159:1581–1591
- Cleasby IR, Wakefield ED, Bodey TW, Davies RD and others (2015) Sexual segregation in a wide-ranging marine predator is a consequence of habitat selection. *Mar Ecol Prog Ser* 518:1–12
- Cook TR, Cherel Y, Tremblay Y (2006) Foraging tactics of chick-rearing Crozet shags: individuals display repetitive activity and diving patterns over time. *Polar Biol* 29:562–569
- Darimont CT, Paquet PC, Reimchen TE (2007) Stable isotope niche predicts fitness of prey in a wolf–deer system. *Biol J Linn Soc* 90:125–137
- Duffy MA, Cáceres CE, Hall SR, Tessier AJ, Ives AR (2010) Temporal, spatial, and between-host comparisons of patterns of parasitism in lake zooplankton. *Ecology* 91:3322–3331
- González-Solís J, Croxall JP, Wood AG (2000) Sexual dimorphism and sexual segregation in foraging strategies of northern giant petrels, *Macronectes halli*, during incubation. *Oikos* 90:390–398
- Hedde A, Gales R, Brothers N (2001) Foraging strategies of shy albatross *Thalassarche cauta* breeding at Albatross Island, Tasmania, Australia. *Mar Ecol Prog Ser* 224:267–282
- Huin N (2002) Foraging distribution of the black-browed albatross, *Thalassarche melanophris*, breeding in the Falkland Islands. *Aquat Conserv* 12:89–99
- Jaeger A, Blanchard P, Richard P, Cherel Y (2009) Using carbon and nitrogen isotopic values of body feathers to infer inter- and intra-individual variations of seabird feeding ecology during moult. *Mar Biol* 156:1233–1240
- Johnson CK, Tinker MT, Estes JA, Conrad PA and others (2009) Prey choice and habitat use drive sea otter pathogen exposure in a resource-limited coastal system. *Proc Natl Acad Sci USA* 106:2242–2247
- Kato A, Watanuki Y, Nishiumi I, Kuroki M, Shaughnessy P, Naito Y (2000) Variation in foraging and parental behavior of king cormorants. *Auk* 117:718–730
- Lessells CM, Boag PT (1987) Unrepeatable repeatabilities: a common mistake. *Auk* 104:116–121
- Miller MGR, Silva FRO, Machovsky-Capuska GE, Congdon BC (2018) Sexual segregation in tropical seabirds: drivers of sex-specific foraging in the brown booby *Sula leucogaster*. *J Ornithol* 159:425–437
- Nakagawa S, Schielzeth H (2010) Repeatability for Gaussian and non-Gaussian data: a practical guide for biologists. *Biol Rev Camb Philos Soc* 85:935–956
- Nel DC, Ryan PG, Nel JL, Klages NTW, Wilson RP, Robertson G, Tuck GN (2002) Foraging interactions between wandering albatrosses *Diomedea exulans* breeding on Marion Island and long-line fisheries in the southern Indian Ocean. *Ibis* 144:E141–E154
- Newsome SD, Tinker MT, Monson DH, Oftedal OT and others (2009) Using stable isotopes to investigate individual diet specialization in California sea otters (*Enhydra lutris nereis*). *Ecology* 90:961–974
- Paiva VH, Pereira J, Ceia FR, Ramos JA (2017) Environmentally driven sexual segregation in a marine top predator. *Sci Rep* 7:2590
- Pante E, Simon-Bouhet B (2013) marmap: a package for importing, plotting and analyzing bathymetric and topographic data in R. *PLOS ONE* 8:e73051
- Patrick SC, Weimerskirch H (2014) Consistency pays: sex differences and fitness consequences of behavioural specialization in a wide-ranging seabird. *Biol Lett* 10:20140630
- Patrick SC, Weimerskirch H (2017) Reproductive success is driven by local site fidelity despite stronger specialisation

- tion by individuals for large-scale habitat preference. *J Anim Ecol* 86:674–682
- Patrick SC, Bearhop S, Grémillet D, Lescroël A and others (2014) Individual differences in searching behaviour and spatial foraging consistency in a central place marine predator. *Oikos* 123:33–40
- Phillips RA, Silk JRD, Phalan B, Catry P, Croxall JP (2004) Seasonal sexual segregation in two *Thalassarche* albatross species: competitive exclusion, reproductive role specialization or foraging niche divergence? *Proc R Soc B* 271:1283–1291
- Phillips RA, McGill RAR, Dawson DA, Bearhop S (2011) Sexual segregation in distribution, diet and trophic level of seabirds: insights from stable isotope analysis. *Mar Biol* 158:2199–2208
- Ratcliffe N, Takahashi A, O'Sullivan C, Adlard S, Trathan PN, Harris MP, Wanless S (2013) The roles of sex, mass and individual specialisation in partitioning foraging-depth niches of a pursuit-diving predator. *PLOS ONE* 8: e79107
- Ryan PG, Boix-Hinzen C (1999) Consistent male-biased seabird mortality in the Patagonian toothfish longline fishery. *Auk* 116:851–854
- Sagar PM (2014) Population estimates and trends of Campbell and grey-headed albatrosses at Campbell Island. NIWA report CHC2014-038 to Conservation Services Programme, Department of Conservation, Wellington
- Shaffer SA, Weimerskirch H, Costa DP (2001) Functional significance of sexual dimorphism in wandering albatrosses, *Diomedea exulans*. *Funct Ecol* 15:203–210
- Stauss C, Bearhop S, Bodey TW, Garthe S and others (2012) Sex-specific foraging behaviour in northern gannets *Morus bassanus*: incidence and implications. *Mar Ecol Prog Ser* 457:151–162
- Stoffel MA, Nakagawa S, Schielzeth H (2017) rptR: repeatability estimation and variance decomposition by generalized linear mixed-effect models. *Methods Ecol Evol* 8:1639–1644
- Svanbäck R, Bolnick DI (2005) Intraspecific competition affects the strength of individual specialization: an optimal diet theory method. *Evol Ecol Res* 7:993–1012
- Svanbäck R, Bolnick DI (2007) Intraspecific competition drives increased resource use diversity within a natural population. *Proc R Soc B* 274:839–844
- Sztukowski LA (2016) Foraging ecology of the Campbell albatross: individual specialisation and fishery interactions. PhD dissertation, Plymouth University
- Sztukowski LA, van Toor ML, Weimerskirch H, Thompson DR and others (2017) Tracking reveals limited interactions between Campbell albatross and fisheries during the breeding season. *J Ornithol* 158:725–735
- Tinker MT, Guimarães PR Jr, Novak M, Marquitti FMD and others (2012) Structure and mechanism of diet specialisation: testing models of individual variation in resource use with sea otters. *Ecol Lett* 15:475–483
- Torres LG, Read AJ (2009) Where to catch a fish? The influence of foraging tactics on the ecology of bottlenose dolphins (*Tursiops truncatus*) in Florida Bay, Florida. *Mar Mamm Sci* 25:797–815
- Torres LG, Thompson DR, Bearhop S, Votier S, Taylor GA, Sagar PM, Robertson BC (2011) White-capped albatrosses alter fine-scale foraging behavior patterns when associated with fishing vessels. *Mar Ecol Prog Ser* 428:289–301
- Torres LG, Sagar PM, Thompson DR, Phillips RA (2013) Scaling down the analysis of seabird-fishery interactions. *Mar Ecol Prog Ser* 473:275–289
- Votier SC, Grecian WJ, Patrick S, Newton J (2011) Inter-colony movements, at-sea behaviour and foraging in an immature seabird: results from GPS-PPT tracking, radio-tracking and stable isotope analysis. *Mar Biol* 158: 355–362
- Votier SC, Fayet AL, Bearhop S, Bodey TW and others (2017) Effects of age and reproductive status on individual foraging site fidelity in a long-lived marine predator. *Proc R Soc B* 284:20171068
- Wakefield ED, Cleasby IR, Bearhop S, Bodey TW and others (2015) Long-term individual foraging site fidelity—why some gannets don't change their spots. *Ecology* 96: 3058–3074
- Waugh SM, Sagar PM, Cossee RO (1999a) New Zealand black-browed albatross *Diomedea melanophrys impavida* and grey-headed albatross *D. chrysostoma* banded at Campbell Island: recoveries from the South Pacific Region. *Emu* 99:29–35
- Waugh SM, Weimerskirch H, Cherel Y, Shankar U, Prince PA, Sagar PM (1999b) Exploitation of the marine environment by two sympatric albatrosses in the Pacific Southern Ocean. *Mar Ecol Prog Ser* 117:243–254
- Waugh SM, Weimerskirch H, Moore PJ, Sagar PM (1999c) Population dynamics of black-browed and grey-headed albatrosses *Diomedea melanophrys* and *D. chrysostoma* at Campbell Island, New Zealand, 1942–96. *Ibis* 141: 216–225
- Weimerskirch H (2007) Are seabirds foraging for unpredictable resources? *Deep Sea Res II* 54:211–223
- Weimerskirch H, Guionnet T (2002) Comparative activity pattern during foraging of four albatross species. *Ibis* 144:40–50
- Weimerskirch H, Shaffer SA, Tremblay Y, Costa DP and others (2009) Species- and sex-specific differences in foraging behaviour and foraging zones in blue-footed and brown boobies in the Gulf of California. *Mar Ecol Prog Ser* 391:267–278
- Wiley AE, Welch AJ, Ostrom PH, James HF and others (2012) Foraging segregation and genetic divergence between geographically proximate colonies of a highly mobile seabird. *Oecologia* 168:119–130
- Woo KJ, Elliott KH, Davidson M, Gaston AJ, Davoren GK (2008) Individual specialization in diet by a generalist marine predator reflects specialization in foraging behaviour. *J Anim Ecol* 77:1082–1091