



PEARL

Knowledge Gaps in Quantifying the Climate Change Response of Biological Storage of Carbon in the Ocean

Henson, Stephanie; Baker, Chelsey A.; Halloran, Paul; McQuatters-Gollop, Abigail; Painter, Stuart; Planchat, Alban; Tagliabue, Alessandro

Published in:
Earth's Future

DOI:
[10.1029/2023EF004375](https://doi.org/10.1029/2023EF004375)

Publication date:
2024

Document version:
Publisher's PDF, also known as Version of record

Link:
[Link to publication in PEARL](#)

Citation for published version (APA):
Henson, S., Baker, C. A., Halloran, P., McQuatters-Gollop, A., Painter, S., Planchat, A., & Tagliabue, A. (2024). Knowledge Gaps in Quantifying the Climate Change Response of Biological Storage of Carbon in the Ocean. *Earth's Future*, 12(6), Article e2023EF004375. <https://doi.org/10.1029/2023EF004375>

All content in PEARL is protected by copyright law. Author manuscripts are made available in accordance with publisher policies. Wherever possible please cite the published version using the details provided on the item record or document. In the absence of an open licence (e.g. Creative Commons), permissions for further reuse of content should be sought from the publisher or author.

Earth's Future

REVIEW ARTICLE

10.1029/2023EF004375

Knowledge Gaps in Quantifying the Climate Change Response of Biological Storage of Carbon in the Ocean



Key Points:

- Key processes needed to improve projections of the response of ocean carbon storage to climate change identified
- Three themes are addressed: net primary production, interior respiration, and biological contributions to alkalinity
- An expert assessment and community survey used to rank processes according to importance and uncertainty levels

Supporting Information:

Supporting Information may be found in the online version of this article.

Correspondence to:

S. Henson,
s.henson@noc.ac.uk

Citation:

Henson, S., Baker, C. A., Halloran, P., McQuatters-Gollop, A., Painter, S., Planchat, A., & Tagliabue, A. (2024). Knowledge gaps in quantifying the climate change response of biological storage of carbon in the ocean. *Earth's Future*, 12, e2023EF004375. <https://doi.org/10.1029/2023EF004375>

Received 27 DEC 2023

Accepted 2 MAY 2024

Author Contributions:

Data curation: Abigail McQuatters-Gollop

Formal analysis: Chelsey A. Baker, Abigail McQuatters-Gollop, Stuart Painter, Alban Planchat, Alessandro Tagliabue

Investigation: Chelsey A. Baker, Paul Halloran, Stuart Painter, Alban Planchat, Alessandro Tagliabue

Methodology: Chelsey A. Baker, Paul Halloran, Abigail McQuatters-Gollop

Software: Abigail McQuatters-Gollop

Writing – review & editing: Chelsey A. Baker, Paul Halloran, Abigail McQuatters-Gollop

© 2024. The Author(s).

This is an open access article under the terms of the [Creative Commons Attribution License](https://creativecommons.org/licenses/by/4.0/), which permits use, distribution and reproduction in any medium, provided the original work is properly cited.

Stephanie Henson¹ , Chelsey A. Baker¹ , Paul Halloran² , Abigail McQuatters-Gollop³, Stuart Painter¹ , Alban Planchat⁴ , and Alessandro Tagliabue⁵ 

¹National Oceanography Centre, Southampton, UK, ²Faculty of Environment, Science and Economy, University of Exeter, Exeter, UK, ³School of Biological and Marine Science, University of Plymouth, Plymouth, UK, ⁴LMD-IPSL, CNRS, Ecole Normale Supérieure/PSL Res. University, Ecole Polytechnique, Sorbonne Université, Paris, France, ⁵School of Environmental Sciences, University of Liverpool, Liverpool, UK

Abstract The ocean is responsible for taking up approximately 25% of anthropogenic CO₂ emissions and stores >50 times more carbon than the atmosphere. Biological processes in the ocean play a key role, maintaining atmospheric CO₂ levels approximately 200 ppm lower than they would otherwise be. The ocean's ability to take up and store CO₂ is sensitive to climate change, however the key biological processes that contribute to ocean carbon storage are uncertain, as are how those processes will respond to, and feedback on, climate change. As a result, biogeochemical models vary widely in their representation of relevant processes, driving large uncertainties in the projections of future ocean carbon storage. This review identifies key biological processes that affect how ocean carbon storage may change in the future in three thematic areas: biological contributions to alkalinity, net primary production, and interior respiration. We undertook a review of the existing literature to identify processes with high importance in influencing the future biologically-mediated storage of carbon in the ocean, and prioritized processes on the basis of both an expert assessment and a community survey. Highly ranked processes in both the expert assessment and survey were: for alkalinity—high level understanding of calcium carbonate production; for primary production—resource limitation of growth, zooplankton processes and phytoplankton loss processes; for respiration—microbial solubilization, particle characteristics and particle type. The analysis presented here is designed to support future field or laboratory experiments targeting new process understanding, and modeling efforts aimed at undertaking biogeochemical model development.

Plain Language Summary The storage of carbon in the ocean forms an essential component of the Earth's carbon cycle. The contribution of ocean biology to carbon storage is not well constrained by observations and as a result has large uncertainties in the future model projections. There are a multitude of processes involved in the uptake, remineralization and storage of carbon, many of which have high uncertainty. Here we assess significant processes in determining net primary production, the biological contribution to alkalinity, and interior respiration. Using an extensive literature review, expert assessment and community survey, we rank processes as having high, moderate or low importance to the future biologically-mediated storage of carbon in the ocean. This analysis is intended to support future observational studies and biogeochemical model development.

1. Introduction

Biological processes contribute significantly to oceanic storage of CO₂ by maintaining a lower concentration of carbon in the surface than in the deep ocean. However, how biological processes will respond to climate change and the subsequent feedbacks to ocean carbon storage are poorly known. As a consequence, the IPCC Assessment Report 6 Working Group I report (Canadell et al., 2021) concluded with high confidence that climate change will result in alterations to the magnitude and efficiency of biological contributions to carbon storage, but that there is low confidence in the magnitude or even sign of these biological feedbacks. This level of uncertainty is reflected in the discrepancies between observation and model based estimates of ocean carbon storage (e.g., Friedlingstein et al., 2022), part of which may be due to poorly represented biological processes. As the contribution of biological processes to ocean CO₂ uptake and storage is expected to gain greater importance with continued climate change (Hauck et al., 2015), improving model representation of these processes (which requires improved observational constraints) is essential. Major knowledge gaps result from the number and complexity of processes

Stuart Painter, Alban Planchat,
Alessandro Tagliabue

involved in biological carbon storage and a lack of observations with which they can be constrained. This lack of data limits both the fundamental understanding of relevant processes, and the development and validation of biogeochemical models as the data are rarely available on the large spatial and long temporal timescales required. The availability of robust model parameterizations is thus limited, resulting in a lack of consensus among climate models on which biological processes should be included (or excluded), and hence significant uncertainty in the magnitude and sign of biological feedbacks to climate change. However, even if sufficient data to build a parsimonious and mechanistic parameterization of every possible process existed, it is not likely to be feasible to include them all in coupled climate model experiments due to computational constraints. In the context of climate modeling, there is therefore a need to prioritize key processes which: (a) are significant contributors to biological carbon storage and/or its climate feedback, (b) have the potential (with appropriate fieldwork, lab experiments or data syntheses) to generate sufficient data to act as robust model constraints and/or develop new parameterizations suitable for inclusion in Earth System Models (ESMs), (c) are computationally tractable (i.e., the process can be incorporated in a model without a prohibitive computational cost), and (d) are relevant on the centennial, global scale of IPCC-class climate models.

Here, we identify major knowledge gaps in relation to biological processes that have an influence on determining the future biologically-mediated storage of carbon in the ocean. We focus on 3 “Challenges” that were pre-defined by the BIO-Carbon programme (<https://bio-carbon.ac.uk/>). Critical areas regarding the role played by biological processes in the ocean carbon cycle include their contributions to alkalinity, their net production of organic carbon pools via primary production and how interior respiration modulates the transfer of organic carbon through the ocean interior. These issues represent areas where there is little to no consensus in existing ESMs and strong potential for emergent feedbacks in a changing climate, linking into strategic priorities of the World Climate Research Programme. Below we expand on the three key challenges in more detail. The framework for assessment detailed here could equally be applied to other aspects of the marine carbon cycle in the future.

1.1. Challenge 1—Biological Contributions to Alkalinity

Air-sea CO₂ exchange enables seawater CO₂ concentrations to maintain equilibrium with atmospheric CO₂ concentrations. The alkalinity of seawater is a key chemical determinant of the proportion of the dissolved inorganic carbon (DIC) in seawater that exists as CO₂. Alkalinity is therefore the primary control on how much DIC seawater can hold. A mechanistic understanding of all of the biogeochemical processes leading to changes in surface alkalinity is lacking (Middelburg et al., 2020). ESMs therefore simplify and/or ignore potentially relevant processes, resulting in the failure of models to capture observed surface alkalinity in key CO₂ sink regions (Lebehot et al., 2019). This results in a significant overestimation of contemporary surface ocean CO₂ trends in the Atlantic (by 20%–40%) and is therefore likely to impact 21st century projections of ocean CO₂ uptake (Lebehot et al., 2019). There is a great diversity in how ESMs represent alkalinity and the main driver of its vertical gradient in the ocean, the carbonate pump (Planchat, Kwiatkowski, et al., 2023). In particular, few ESMs consider aragonite in addition to calcite, and none of them represent benthic calcifiers. The spatial distribution of CaCO₃ export at 100 m depth also varies greatly between ESMs. Finally, there is substantial divergence between models in the way CaCO₃ dissolution is influenced by the saturation state, which is projected to decrease over the course of the century (Canadell et al., 2021). Importantly, there are also limited representations of the dependency of CaCO₃ production on the saturation state, despite evidence suggesting it has a significant impact on surface alkalinity projections (Planchat, Bopp, et al., 2023). Although the modelled surface distribution and mean global profile of alkalinity improved between CMIP5 and CMIP6 (i.e., over the last ~10 years of climate model development), predominantly due to an increase in the strength of the carbonate pump, this is likely to have little effect on the magnitude of the projected ocean carbon sink due to negligible changes in the Revelle factor (Planchat, Kwiatkowski, et al., 2023).

The surface concentration of alkalinity is modified by surface freshwater fluxes and/or processes that redistribute alkalinity vertically within the water column (Millero, 2007). Alkalinity is removed from and returned to seawater through redox reactions (e.g., nitrification), and formation and dissolution of carbonate minerals. Vertical structure in alkalinity is generated through the formation, sinking and remineralization of organic matter and particularly biological carbonates (e.g., plankton “shells”). The diversity of processes which contribute to the vertical redistribution of alkalinity, and the complexity of the associated ecosystem functions, result in ESMs excluding all but the most well-understood processes. For example, ESMs tend to: (a) assume all calcium carbonate is produced with a pure calcite mineralogy (Yool et al., 2013), (b) that its production is in a fixed ratio with

one or more (typically non-calcifying) phytoplankton types (Collins et al., 2011), or as a function of temperature or latitude, and (c) the dissolution of calcite is governed purely by overly simplified seawater thermodynamics (Yool et al., 2013). In practice, open ocean carbonates are produced with a range of chemistries and crystalline structures (e.g., aragonite, calcite and high Mg-calcite; Salter et al., 2017), by organisms ranging from pelagic calcifiers (plankton and fish) to benthic calcifiers (e.g., corals, bivalves and gastropods). The range of carbonate minerals and structures affects the CaCO_3 distribution, morphology, export pathways and sinking speeds. Carbonates are also dissolved in microenvironments ranging from the guts of grazers to sediment pore-waters (White et al., 2018), and are also found in sinking aggregates containing organic matter (Subhas et al., 2022).

1.2. Challenge 2—Net Primary Production (NPP)

Current ESMs disagree markedly on the magnitude of contemporary net primary production (NPP) and projections do not agree on even the sign of global NPP changes by the end of the century (Figure 1; CMIP6 models, SSP5-8.5 scenario). Inter-model uncertainty in CMIP6 projections has actually increased since the previous generation of CMIP5 models, especially at regional scales (Kwiatkowski et al., 2020; Tagliabue et al., 2021). Uncertainty in NPP projections across CMIP6 models results from a combination of factors regulating both resource limitation of phytoplankton growth and the loss processes that control phytoplankton standing stocks (Laufkötter et al., 2015). Both components can vary as a function of the different phytoplankton functional types included in models. Moreover, due to the simple parameterizations, it is unlikely that the inter-model uncertainty across CMIP6 models represents the true uncertainty in both contemporary or future NPP (Tagliabue et al., 2021). Despite progress, we lack a critical appraisal of how inter-model differences and missing processes contribute to uncertainty in NPP projections.

Projections of future changes in NPP depend strongly on the way in which models represent the physiology and metabolism of plankton and changes to nutrient supply. Differences in how models parameterize phytoplankton nutrient limitation and resource demands, as well as zooplankton recycling that can amplify or dampen mixing-driven nutrient supply, are a key determinant of inter-model variability (Laufkötter et al., 2015; Tagliabue et al., 2021). For instance, in some regions small changes to nutrient uptake assumptions can alter the sign of NPP change (Tagliabue et al., 2020). Also important are differences across models in external nutrient input pathways and their sensitivity to change, for example, aerosols (Yool et al., 2021), ice sheets (Kwiatkowski et al., 2019), land-ocean river fluxes (Terhaar et al., 2019) and whether anthropogenic nutrient inputs are included (Yamamoto et al., 2022). An emerging source of inter-model uncertainty is the response of marine N_2 fixers, which can respond to climate changes more rapidly than primary producers and, because they also represent a source of new nitrogen, contribute to driving trends in NPP (Bopp et al., 2021; Wrightson & Tagliabue, 2020). Lastly, we lack sufficient understanding of the role of plankton diversity, acclimation or adaptation, and response to multiple concurrent drivers, to develop parameterizations appropriate for inclusion in ESMs (Boyd & Kennedy, 2021; Martiny et al., 2022).

1.3. Challenge 3—Interior Respiration

Climate models vary widely in their parameterization of processes responsible for particle formation and respiration, resulting in high uncertainty in future projections of particulate organic carbon (POC) flux. Current model projections do not even agree on the sign of change in POC export from the upper ocean by 2100 (Figure 1), with models disagreeing on whether export will increase or decrease over 84% of the ocean (CMIP6, SSP5-8.5; Henson et al., 2022). Uncertainty in model projections of export has actually increased since the previous generation of CMIP5 models (Laufkötter et al., 2016). Preliminary assessment of POC flux to 1,000 m in CMIP6 models suggests a similar level of inter-model disagreement for both deep fluxes and the transfer efficiency (POC flux at 1,000 m/POC flux at 100 m), a measure of the efficiency of the biological carbon pump (Figure 1; Wilson et al., 2022).

Factors altering the efficiency and functioning of interior respiration include those due to altered microbial, phytoplankton and zooplankton community structure (Fu et al., 2016), which alters both the magnitude of POC export from the upper ocean and the type of sinking material produced. A reduction in the viability of calcifying organisms due to ocean acidification may affect biological carbon pump efficiency by reducing the amount of material available to ballast POC (Matear & Lenton, 2014). Other climate effects such as warming and changing nutrient availability could result in alterations to the magnitude and efficiency of the biological carbon pump via

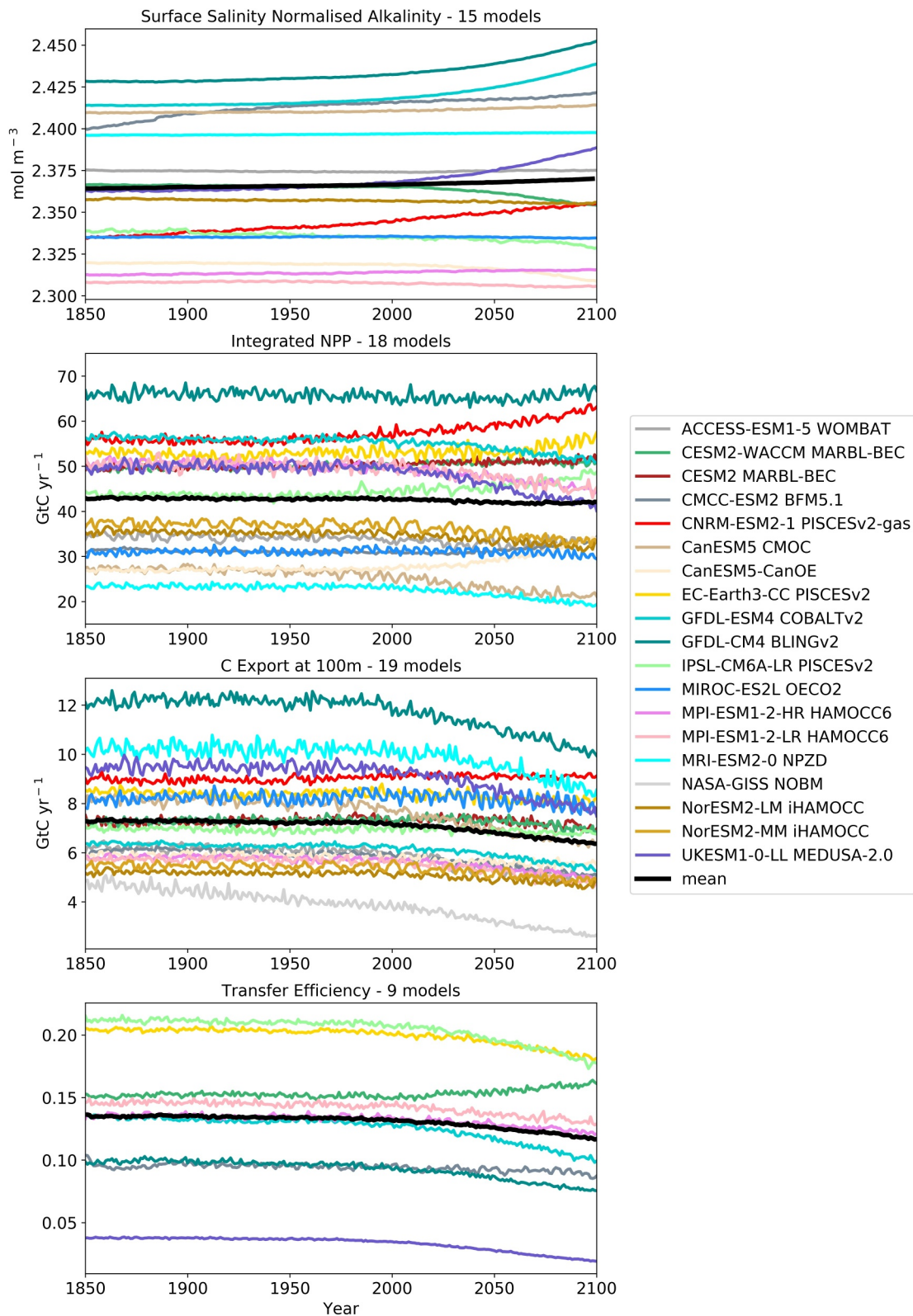


Figure 1. Time series of global mean salinity normalized alkalinity, net primary production, particulate organic carbon (POC) export at 100 m and transfer efficiency (POC flux at 1,000 m/POC flux at 100 m) for the period 1850–2100 (scenario SSP5.8–5) taken from the CMIP6 model output archive. Thick black line shows the multi-model mean.

changes in phytoplankton community composition (Cabr e et al., 2015), which potentially alters particle composition and size, respiration rate and aggregation/fragmentation of sinking particles. Variable organic matter stoichiometry may increase the amount of carbon stored via biological processes relative to the amount of NPP, and so fixed stoichiometry models (as typically used in CMIP6) may underestimate ocean carbon uptake (Kwiatkowski, Aumont, Bopp, et al., 2018). Additionally, higher water temperatures will tend to increase organismal metabolic rates, more so for respiration than for NPP (Boscolo-Galazzo et al., 2018; Cavan et al., 2019). Resolving uncertainties in future projections of interior respiration is critical, as any increase in respiration would shoal the depth to which organic carbon penetrates into the deep ocean, which would tend to create a positive feedback between respiration and atmospheric CO₂ concentration (Kwon et al., 2009; Sgenschneider & Bendtsen, 2013), and vice versa.

1.4. Project Aims

The aim of this work is to identify major knowledge gaps in relation to biological processes that have an influence on determining the future biologically-mediated storage of carbon in the ocean within the 3 “Challenges.” We prioritized these knowledge gaps through both an expert assessment of the literature conducted by the project team (which consists of the authors of this paper) and an international community-wide survey. Finally, we compare the results of both assessments and speculate how to overcome barriers to inclusion of key processes in ESMs.

2. Methods

We followed a similar framework as an earlier gap analysis focused on export fluxes (Henson et al., 2022). In this project, we assessed processes in the 3 Challenge themes described above and extended the reach of our assessment by incorporating an international community survey. Our initial task was to undertake a literature review to identify published articles describing (ideally quantitatively) the significance of a particular biological process or processes on ocean carbon storage. We reviewed papers that used observations, experimental work, and/or modeling approaches, and papers that focused both on contemporary conditions and the response to future climate change. In total, we reviewed 193 papers and collated information regarding the importance and uncertainty in each process into extensive evidence tables (Tables S1–S3 in Supporting Information S1).

On the basis of the literature review, we sorted the identified processes into groups. This was necessary to reduce the number of possible process categories to ~15 per Challenge. Each process group may encompass several sub-processes. For example, within the primary production Challenge, we identified a group of processes that we term “Resource limitation of growth.” This includes limitation by all the major macronutrients, that is, nitrate, phosphate and silicate, although we recognize that the supply mechanisms of, and NPP response to, different nutrients may differ. These groupings were necessary to assist both with our expert assessment and the community survey. Greater than 15 categories would have made the survey design and analysis difficult, as well as made the survey so long as to be off-putting to respondents. The process categories within each Challenge, and the short descriptive text used in the survey to clarify what each category encompasses, are given in Tables 1–3.

The expert assessment of the identified processes was undertaken by the authors of this study. We assessed each process for its “Importance” and “Uncertainty” and assigned each a low, medium or high rating. We defined Importance as a process having a substantial/moderate/weak (for high/medium/low rating) influence on determining the future biologically-mediated storage of carbon in the ocean. We defined Uncertainty as a process having minimal/some/strong (for high/medium/low rating) supporting evidence, and additionally contrasting evidence with no consensus reached by the scientific community (high uncertainty), or no clear consensus reached by the scientific community (medium uncertainty), or consensus has been reached by the community (low uncertainty).

For the expert assessment, each member of the project team evaluated the evidence gathered from the literature review and independently assigned an Importance and Uncertainty rating to each process, based on the presented evidence (Tables S1–S3 in Supporting Information S1). After the results had been compiled, we met to discuss our individual results and reach consensus on the final ratings, focusing our discussions primarily on those processes for which there was disagreement.

Table 1
Expert Assessment of Importance and Uncertainty in Processes Related to the Biological Contribution to Alkalinity

Process	Definition	Importance	Uncertainty
High level understanding of calcium carbonate production	For example, the amount and distribution of biological CaCO ₃ production and its sensitivity to future environmental change.	High	Medium
Rain ratio	High level controls on Particulate Inorganic Carbon to Particulate Organic Carbon (PIC: POC) ratio of export.	High	Medium
Mineralogy of calcium carbonate production	Production of calcium carbonates such as aragonite and high magnesium calcite which have higher solubilities than standard calcite.	Medium	High
Plankton community	Our understanding of and ability to represent calcifiers within the planktonic ecosystem models.	Medium	High
Fish derived carbonates	Carbonates produced in the guts of bony fish.	Medium	High
Biotically mediated dissolution	Dissolution of CaCO ₃ in zooplankton/fish guts and within fecal pellets and aggregates.	Medium	Medium
Abiotic dissolution	Dissolution of CaCO ₃ in undersaturated waters.	Medium	Medium
Riverine supply of alkalinity	Alkalinity input to the ocean via rivers.	Medium	Medium
Physiology of CaCO ₃ production	How CaCO ₃ is produced by different organisms.	Low	High
Sedimentary processes	Alkalinity fluxes across the sediment-water interface, in response to processes such as anaerobic sulfate reduction.	Low	High
Calcium carbonate within sea ice	Formation and dissolution of carbonates changing the total alkalinity to dissolved inorganic carbon ratio within sea ice.	Low	High
Nutrient cycling	Processes beyond primary production and remineralization such as nitrification/denitrification.	Low	Medium
Organic alkalinity	Contribution of weakly acidic functional groups present in Dissolved Organic Matter.	Low	Medium
Primary production and remineralization	Assimilation and release of nutrients that contribute to total alkalinity.	Low	Low

Table 2
Expert Assessment of Importance and Uncertainty in Net Primary Production Processes

Process	Definition	Importance	Uncertainty
Resource limitation of growth	Limitation of phytoplankton growth by both major and micro nutrients and light.	High	Medium
Phytoplankton loss processes	All losses of phytoplankton biomass to grazing or mortality.	High	Medium
N ₂ fixation	Conversion of dinitrogen into fixed nitrogen by diazotrophs.	High	Medium
Zooplankton processes	Activity of zooplankton, encompassing grazing, nutrient recycling etc.	High	Medium
Phytoplankton adaptation, acclimation	Ability of phytoplankton to adjust their physiology in response to environmental changes.	Medium	High
Microbial loop	Turnover of organic nutrients and carbon by bacteria.	Medium	High
Response to thermal stress	How plankton are parameterized to respond to temperatures exceeding their thermal optimum.	Medium	High
Phytoplankton physiology	The cellular functioning of phytoplankton, including their photosynthesis, respiration and nutrient acquisition traits.	Medium	Medium
Plankton metabolism	Chemical processes that occur within individual organisms.	Medium	Medium
External nutrient inputs	Supply of nutrients into the ocean from rivers, sediments, atmosphere and hydrothermal venting.	Medium	Medium
Micronutrients	Nutrients typically present at low concentration - including iron, manganese, zinc, cobalt, nickel.	Medium	Medium
Organic matter cycling	Transformation of dissolved and particulate organic matter into inorganic forms, including acquisition of organic nutrients.	Low	High
Food web complexity	The number of groups in a food web (including plankton, bacteria, fish and viruses) and their interactions.	Low	High
Mixotrophy	Plankton that utilize both autotrophy and heterotrophy.	Low	High

Table 3
Expert Assessment of Importance and Uncertainty in Interior Respiration Processes

Process	Definition	Importance	Uncertainty
Biotic fragmentation	Fragmentation of particles into smaller pieces by the action of zooplankton flux feeding or swimming.	High	Medium
Aggregation	Formation of larger particles by the aggregation of smaller particles. Transparent Exopolymer Particles (TEP) and other sticky exudates may increase the success rate of collisions.	High	Medium
Preferential remineralization	Preferential remineralization of elements relative to carbon of dissolved organic matter (DOM) and particulate organic matter (POM)	High	Medium
Microbial solubilization	Microbial respiration of dissolved and particulate organic material. The rate of solubilization may be impacted by the microbial community and metabolic rates and growth efficiencies. Pressure, temperature and oxygen concentration, and other factors will impact these rates.	High	Medium
Particle characteristics	The size, morphology, porosity and density of particles which can affect their sinking speed and susceptibility to remineralization, fragmentation or (dis)aggregation (excluding the role of ballast).	High	Medium
Particle type	The type of particle (e.g. fecal pellet, aggregate, single cell, carcass, mucus web) will affect the sinking speed and susceptibility to remineralization or fragmentation/aggregation.	High	Medium
Zooplankton vertical migration	Daily vertical migration of zooplankton between euphotic and mesopelagic depths. Also referred to as active flux, with excretion, egestion, respiration and mortality occurring in the mesopelagic.	Medium	High
Fish-mediated processes	Daily vertical migration of fish and their contribution to flux via fecal pellet production.	Medium	High
Ontogenetic migration	Seasonal migration of zooplankton to mesopelagic depths where they remain over winter (also referred to as the lipid pump).	Medium	High
Mineral ballasting	Biom mineral (biogenic silica, calcium carbonate) or lithogenic (dust) material which increases the specific density and sinking speed of particles.	Medium	Medium
Organic matter lability	Particulate organic matter and dissolved organic matter is composed of compounds of varying lability, with some more readily remineralized than others.	Medium	Medium
Zooplankton processes	Zooplankton particle interactions (e.g. grazing, fecal pellet production, coprophagy) excluding biotic fragmentation and diel vertical migration.	Medium	Medium
Ecto enzymatic hydrolysis	Microbial excretion of extracellular enzymes to degrade complex organic compounds.	Low	High
Viral infection	Viral infection of cells can lead to cell lysis. This may lead to the viral shuttle, that is, increased secretion of sticky material promoting aggregation, or to the viral shunt, that is, increased DOC production and a reduction in transfer of carbon to higher trophic levels.	Low	High
Abiotic fragmentation	Fragmentation of particles into smaller pieces by turbulence or shear.	Low	Medium

2.1. Community Survey Development, Data Collection and Analysis

To obtain a broad sample of responses, a questionnaire was developed in English (the full survey is provided in Text S1 in Supporting Information S1). The survey was distributed in autumn 2022 using social media and through the authors' professional and personal networks, resulting in 120 complete responses. Quantitative data were analyzed in R v4.1.0 using the Tidyverse collection of packages (Wickham et al., 2019). Likert data were analyzed using the “Likert” function from the Likert package in R; no importance weightings were assigned to questions.

Section A of the survey collected demographic information (age, gender identity, education, location). Section B gathered information about respondents' scientific expertise (area of expertise, career stage, length of time in oceanography). The remainder of the questionnaire captured respondents' views on the key processes for the 3 Challenges of NPP, interior respiration and biological contributions to alkalinity. These were defined to participants as “Net Primary Productivity is the net rate at which marine life converts dissolved CO₂ into organic carbon,” “Interior respiration refers to the biological processes controlling the conversion of organic carbon contained in non-living material into inorganic carbon” and “Biological contributions to alkalinity are the inputs and range of natural biological processes that act to alter seawater alkalinity.” The aim of the survey was to rank those processes which, if included in global climate models, could potentially decrease uncertainty in projections

of future ocean carbon storage. Respondents had the option to skip any questions in any Challenge that they felt were outside their area of expertise. Respondents were asked to choose and rank the top 3 processes they thought had an important influence on determining the future biologically-mediated storage of carbon in the ocean associated with each of the 3 Challenges. The topic of each Challenge was first defined before respondents were asked about their level of expertise (high/moderate/some/little/no expertise) in each Challenge area. Respondents could choose not to complete the process selection for a particular Challenge. They were then asked their opinion on the importance of the Challenge, using a 5-point Likert scale. Respondents were asked to rank, in order of importance, their top three processes. Respondents were informed that “importance” in the context of the survey meant how significant the process was likely to be for determining the future biologically-mediated storage of carbon in the ocean. Respondents were also reminded that the focus for this survey was the global and centennial scales relevant to coupled climate models. Anonymized survey results are available in Data Set S1 in Supporting Information S1.

Ethics Statement: All respondents completed the survey themselves and gave their permission to use the results. Individuals were not identifiable from the data provided. The survey described in this paper was reviewed and approved by the University of Plymouth Science and Engineering Research Ethics Committee.

3. Results

The importance and uncertainty ratings assigned to each process by the expert assessment are given in Tables 1–3, with the evidence supporting these assessments in Tables S1–S3 in Supporting Information S1. In the following sections, we briefly discuss the rationale for identifying processes as having “high” importance. We do not provide details in the main text of the rationale for identifying processes as having medium or low importance, but the supporting evidence is given in Tables S1–S3 in Supporting Information S1. Note that “high” importance in this study indicates that there is strong evidence for a particular process's importance in ocean carbon storage. This implies that processes or fields of research which have been understudied are therefore likely to present fewer topics rated as high importance.

3.1. Biological Contributions to Alkalinity–Expert Assessment

Of the 15 shortlisted processes considered significant for biological contributions to alkalinity, two were ranked as having high importance based on the available evidence: high level understanding of calcium carbonate production and rain ratio.

High level understanding of calcium carbonate production refers to the amount and distribution of biological CaCO_3 production and its sensitivity to climate change. A change in calcification induces a surface alkalinity and DIC anomaly in a 2:1 ratio and thus has a direct consequence on the air-sea carbon flux and ocean buffer capacity. However, although projections of this anomaly are generated by ESMs (Planchat, Kwiatkowski, et al., 2023), it is difficult to verify the projected change over the observational era due to the small amplitude of the alkalinity anomaly (Ilyina et al., 2009), and the overprinting of any biological alkalinity signals by changes driven by alterations to the water-cycle. Furthermore, the impacts of climate change and ocean acidification on calcifiers are likely to be highly region- and taxa-dependent, due to the spatial heterogeneity in environmental stressors (e.g., with respect to acidification; Orr et al., 2005) and the heterogeneity in sensitivity of calcifiers to these changes (e.g., Leung et al., 2022; Seifert et al., 2020). For example, increased light availability in the polar regions could favor calcification by coccolithophores, while shoaling of the saturation horizons could threaten pteropods or cold-water corals (Leung et al., 2022; Orr et al., 2005). In the tropics, increased temperature could significantly impact warm-water corals through bleaching events (Bindoff et al., 2019). It should be noted that although calcification induces biological carbon storage, via sinking of particulate inorganic carbon (PIC) to the interior ocean, it also induces outgassing of CO_2 from the ocean surface, due to the imbalance in carbonate chemistry that it causes.

Rain ratio is the ratio between the export of PIC and POC. Assessing changes in this ratio in response to climate change and ocean acidification is central to estimating the overall impact of biology on alkalinity and DIC in the ocean's surface layer. The rain ratio anomaly can be used to estimate biologically-mediated changes in surface carbonate chemistry, and hence in air-sea carbon flux (Humphreys et al., 2018), as well as, in the longer term, the ocean's buffer capacity in the face of rising atmospheric CO_2 concentration (Zeebe & Wolf-Gladrow, 2001). Although the future trend in POC export remains uncertain in ESM projections, most models show a decrease

(Henson et al., 2022) by 2100; however the sign of change in the projected PIC export is more uncertain, driving divergent rain ratio anomalies in projections (Planchat, Bopp, et al., 2023).

3.2. Net Primary Production - Expert Assessment

Of the 15 shortlisted processes considered significant for NPP, four were ranked as having high importance for reducing uncertainty in future model projections based on the available evidence. These were: resource limitation of growth, phytoplankton loss processes, nitrogen fixation and zooplankton processes.

Resource limitation of growth was the top ranked process due to its central and well understood role as a bottom-up driver of oceanic primary production. Within this process grouping, we identified phytoplankton growth limitation by macronutrients, micronutrients, or light, or co-limitation of growth by multiple nutrients and light, and the role of inorganic and organic nutrient limitation as being of particular importance. There is a rich body of observational literature supporting these forms of growth limitation and whilst most ESMs currently represent macronutrient, light and micronutrient (e.g., iron) limitation to varying extents, there are nuances to these relationships that require refinement and development in order to improve confidence in model projections (Laufkötter et al., 2015; Steinacher et al., 2010; Tagliabue et al., 2020).

Phytoplankton loss processes, including mortality and zooplankton grazing, were also considered to be of high importance as they modulate the standing stocks of primary producers, and models tend to derive NPP rates as the product of resource-limited growth and standing stocks (Bindoff et al., 2019). Under the simplest scenario, grazing or mortality rates that are set too high act to depress NPP, whereas when rates are too low NPP may be higher than observational estimates. On regional scales, recent inter-model comparisons demonstrate that the representation of zooplankton grazing can significantly alter the balance between production and grazing in low latitude regions, particularly in response to thermal changes (Laufkötter et al., 2015). Viral mortality is also increasingly recognized as a key factor with the potential to control bloom formation and termination, yet viruses remain poorly described in marine ecosystem models and are largely absent in ESMs (Flynn et al., 2021a, 2021b).

Nitrogen fixation is a globally significant source of new nitrogen to the ocean that may compensate for the expected decline in nitrate availability due to increasing stratification in a warmer ocean (Bindoff et al., 2019). However, the role of nitrogen fixation in aiding the biological storage of carbon in the ocean in the context of a changing climate remains unclear (Bopp et al., 2022). Modeling studies that have demonstrated significant differences in model estimates of NPP when nitrogen fixation is included or excluded indicate a crucial role for this process in centennial-scale projections of ocean productivity (Bopp et al., 2022; Tagliabue et al., 2021; Wrightson & Tagliabue, 2020). Furthermore, recent observational studies have greatly expanded the known geographic range and taxonomic identities of diazotrophic organisms in the ocean (e.g., Sipler et al., 2017). Overall it is clear that nitrogen fixation will likely play an important role in future projections of NPP change (Bopp et al., 2022; Paulsen et al., 2017; Wrightson & Tagliabue, 2020), although there remains substantial uncertainty associated with the climate response of different groups of nitrogen fixers and their physiological feedbacks in a changing climate (Wrightson et al., 2022).

Zooplankton processes was also a highly ranked category, with this grouping including specific processes such as rates of zooplankton growth, respiration and grazing, and also the role zooplankton play in nutrient recycling. Zooplankton are a critical component of the ocean food web and it is already recognised that improved representation of zooplankton in ESMs will likely improve estimates of carbon cycling (e.g., Petrik et al., 2022). Furthermore, increased uncertainties in NPP projections may arise due to inter-model differences in the parameterization of grazing rates, particularly their response to temperature changes (Tagliabue et al., 2021). With regards to nutrient excretion, mesozooplankton nutrient regeneration may provide a significant fraction of the total phytoplankton and bacterial production requirements (Hernández-León et al., 2008), but the response of nutrient regeneration rates to a changing climate can also vary markedly (Richon & Tagliabue, 2021).

3.3. Interior Respiration—Expert Assessment

For interior respiration we concluded that, of the 15 processes assessed, 6 of them had high importance based on the available evidence: biotic fragmentation, aggregation, preferential remineralization, microbial solubilization, particle characteristics and particle type.

Biotic fragmentation refers to the breaking-up of particles into smaller pieces, predominantly via zooplankton flux feeding or swimming. Fragmentation is likely to be highly significant in controlling flux attenuation, with recent estimates finding that, at least during high flux events, fragmentation contributes ~50% of flux loss in the mesopelagic (Briggs et al., 2020), although this study was unable to distinguish between biotic and abiotic (via turbulence or shear) fragmentation. The swimming action of Euphausiids readily fragments particles and at typical abundances they could interact with 50%–100% of particles in the upper 100 m of the ocean (Dilling & Allredge, 2000; Goldthwait et al., 2004). Alternatively (or additionally) fragmentation may occur as a consequence of flux-feeding whereby zooplankton consume marine aggregates or fecal pellets and in the process break off small fragments of the particle, either unintentionally (sloppy feeding; Lampert, 1978) or deliberately to increase the nutritional content of particles for subsequent ingestion (microbial gardening; Mayor et al., 2014). In a modeling study, particle fragmentation by small copepods was predicted to account for ~80% of the flux attenuation of fast sinking particles (Mayor et al., 2020).

Aggregation refers to the formation of larger particles from smaller ones which can be mediated by sticky exudates that increase the success rate of collisions. As single cells are rarely sufficiently large or dense to sink independently, aggregation must take place in the upper epipelagic or mesopelagic to account for the presence of phytoplankton material in deep sediment traps (Durkin et al., 2021). Observation and model-based studies have concluded that aggregation is an essential precursor to large flux events (Gehlen et al., 2006; Jackson et al., 2005; Martin et al., 2011). Aggregation has been shown to occur by the production of transparent exopolymer particles by diatoms, possibly in response to nutrient limitation (Martin et al., 2011), or via differential settling whereby faster sinking particles “catch up” with slower sinking particles and coagulate (Riebesell, 1991). Despite its role as a significant means of particle formation and transformation, the mechanisms underlying how, when and why aggregation occurs remain poorly known.

Preferential remineralization describes the differences in remineralization depth of the constituents of particulate organic matter relative to carbon. In sinking organic matter, phosphate and nitrate tend to be preferentially and rapidly remineralized relative to carbon (Anderson & Sarmiento, 1994; Schneider et al., 2003). The drawdown of excess carbon relative to nitrogen or phosphate (“carbon over-consumption”) represents a potential negative feedback mechanism, as it results in additional drawdown of atmospheric CO₂ (Riebesell et al., 2007). Modeling work suggests that C:P or C:N variability in the mesopelagic can alter the strength of carbon sequestration by ~20% (Tanioka et al., 2021; Tian et al., 2004).

Microbial solubilization is the respiration of dissolved and particulate organic material by microbial communities, where rates may be impacted by environmental conditions, the microbial community structure, metabolic rates and growth efficiency. The influence of temperature, oxygen concentration and pressure on rates of microbial respiration are moderately well understood (Amano et al., 2022; Cavan et al., 2019; Weber & Bianchi, 2020) and are implicitly incorporated into some biogeochemical models (Laufkötter et al., 2017). However the relative contributions to respiration by particle-attached or free-living microbial communities is not well-constrained, and neither are the details of how microbial ecology affects respiration, such as the conditions under which colonies may be established on sinking particles, mortality rates, and cell attachment and detachment (Nguyen et al., 2022).

Particle characteristics describes the size, shape, porosity, density and strength of particles. These characteristics can alter particle sinking speeds, and their susceptibility to remineralization and aggregation/fragmentation. Sinking speed is often considered to be directly linked to particle size via Stokes' Law, however several studies have found no clear correlation (Iversen & Lampitt, 2020; Williams & Giering, 2022), although large data syntheses seem to show some connection (Cael et al., 2021). Instead, the particle's excess density and/or morphology are likely to be critical factors (Prairie et al., 2019; Trudnowska et al., 2021). Most global climate models only distinguish two particle sizes at most (Henson et al., 2022), although size-resolving schemes have been used in uncoupled simulations (Kriest & Oschlies, 2008). There are as yet insufficient observations to establish the links between remineralization potential and particle shape, porosity or strength.

Particle type refers to whether a particle is, for example, a fecal pellet, aggregate, carcass etc., which will affect the sinking speed and susceptibility to remineralization and aggregation/fragmentation. The phytoplankton and zooplankton community composition will also affect the types of particles generated. The details of the sinking particle type, for example, whether diatom frustule, zooplankton carcass, diazotroph, salps etc. plays a strong role in setting the sinking velocity and thus carbon storage (e.g., Bonnet et al., 2023; Durkin et al., 2021; Halfter

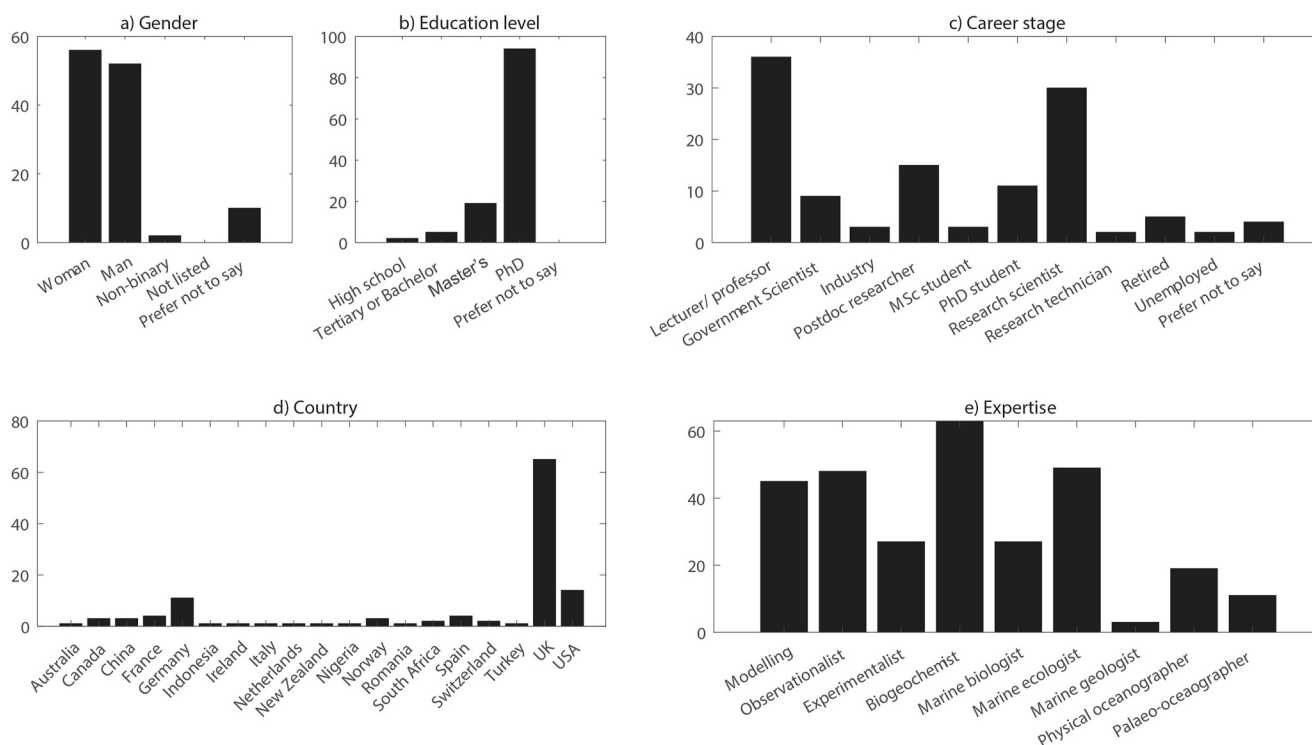


Figure 2. Demographics of survey respondents ($n = 120$). Note that for the question on “expertise,” respondents could choose more than one category.

et al., 2022; Maerz et al., 2020; Steinberg et al., 2023), with sometimes contradictory evidence in the literature for the importance of different particle types (e.g., salp fecal pellets; Iversen et al., 2017; Steinberg et al., 2023). The complexity of the possible particle types, how they may combine into multi-component aggregates, and the lack of a direct correspondence with remineralization potential presents a major challenge for robust modeling of the biological carbon pump.

For all of the processes identified above as having high importance to interior biological carbon storage, there are significant remaining uncertainties regarding the mechanisms at play. In addition, observational constraints mean that there is little information on how these processes may vary temporally and spatially. Both of these factors make incorporating the interior respiration processes we identify as “high importance” into biogeochemical models challenging.

3.4. Community Survey Results

In total, we received 120 responses to the community survey (Data Set S1 in Supporting Information S1). The demographics of the respondents are shown in Figure 2. For those who chose to declare their gender identity, 51% of respondents identified as female, 47% identified as male, and 1.8% identified as non-binary. The majority of respondents had attained a PhD-level qualification (78%), with the most common career stages being lecturer/professor (30%), research scientist (25%) and post-doc researcher (13%). The country in which respondents currently worked showed a wide geographical spread, albeit with a predominance from the global north, with all continents (except South America) having at least one respondent. The majority of respondents currently worked in the UK (54%), as might be expected given that the BIO-Carbon program is UK-funded. A range of expertise was captured in the survey, with those focusing on modeling (45 respondents) and observations (48 respondents) roughly equally represented, with fewer focusing on experimental work (27 respondents). The majority of respondents identified as biogeochemists (63 respondents) or marine ecologists (49 respondents). Note that respondents could choose more than one answer for these two questions.

In total, 105, 88 and 61 respondents completed the sections on NPP, interior respiration and biological contributions to alkalinity, respectively. Of these, those with high or moderate expertise numbered 57, 40 and 23,

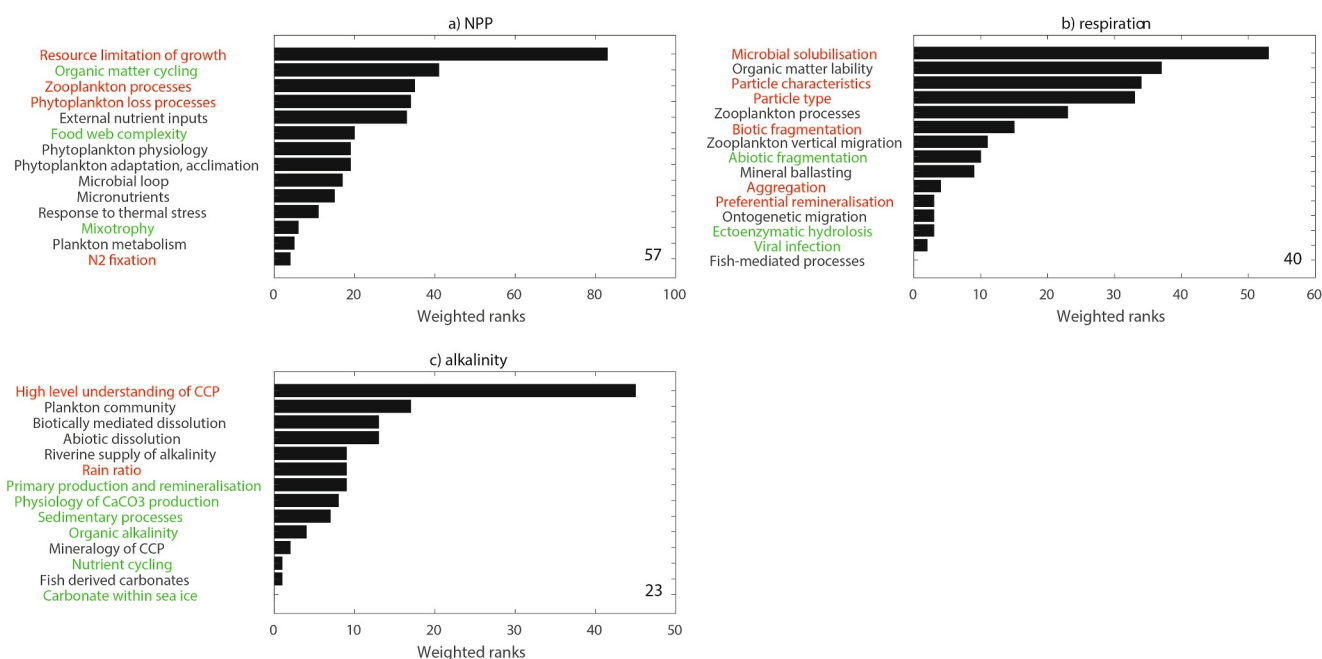


Figure 3. Community survey ranking of processes important to determining the future biologically-mediated storage of carbon in the ocean associated with each of the three Challenges. Only those respondents who assessed their expertise as high or moderate for a particular Challenge were included in the analysis. Responses are weighted so that the 1st ranked choice = 3 points, 2nd ranked choice = 2 points, and the 3rd ranked choice = 1 point. Numbers in bottom right corner of plots indicate number of respondents in that category. CCP = calcium carbonate production. Processes marked in red (green) were rated as having high (low) importance in the expert assessment.

respectively. We only present results from those who considered themselves to have high or moderate expertise, noting that this is only approximately half of those completing the ranking for a particular Challenge and in some cases, particularly for alkalinity, represents a rather small sample size. The overall ranking of processes from the community survey is shown in Figure 3.

The self-identified field of expertise of the respondents sometimes changed the ranking of the processes, although generally the top 5 were similar (Figure 4). Note that for some sub-groups the number of respondents is rather low (<10) and so we only give a broad overview of results, rather than a detailed analysis. For NPP, resource limitation of growth, zooplankton processes, phytoplankton loss processes and organic matter cycling were in the top 5, regardless of field of expertise. For those identifying as modelers, food web complexity was additionally in the top 5; for observationalists and experimentalists, phytoplankton adaptation and acclimation made the top 5 processes. For interior respiration, microbial solubilization, organic matter lability, particle characteristics and zooplankton processes were in the top 5, regardless of expertise. Additionally, particle type made the top 5 for modellers and observationalists, and biotic fragmentation for experimentalists. For alkalinity, there was somewhat more disparity in the top 5 processes between expertise, however note that only 4 respondents identifying as experimentalists with high/moderate expertise in alkalinity participated. All fields of expertise agreed that high level of understanding of calcium carbonate production, riverine supply of alkalinity and biotically mediated dissolution are in the top 5 most important processes, with physiology of calcium carbonate production, sedimentary processes, primary production and remineralization, rain ratio, and plankton community making the top 5 for different expertise groups. Additional segregation of expertise into field of study (e.g., biogeochemistry, ecology etc.) is reported in Figure S1 in Supporting Information S1 but not discussed further due to the very small sample size in many categories.

4. Discussion

We identified several key knowledge gaps associated with the biological storage of carbon, which were prioritized on the basis of their potential to reduce uncertainty in model estimates of the future biologically-mediated storage of carbon in the ocean. We acknowledge that the community survey and expert assessment (as with any

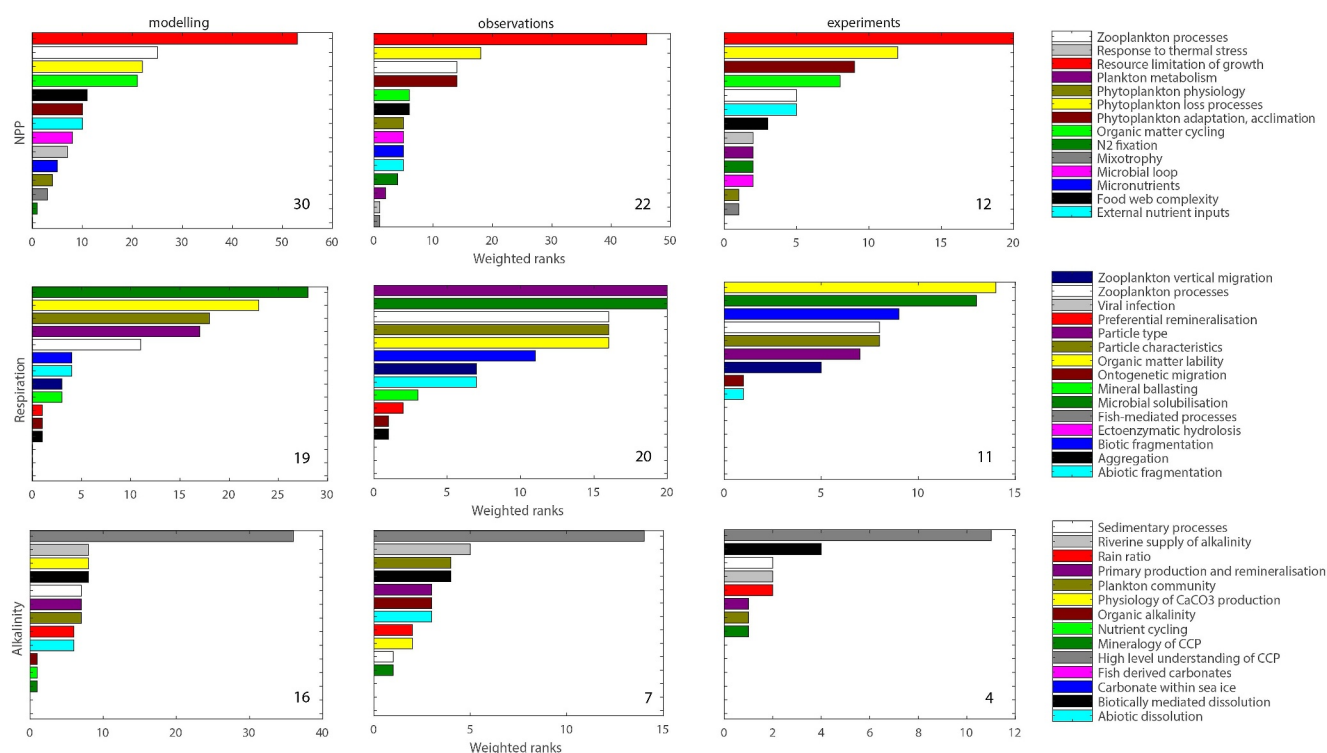


Figure 4. Community survey ranking of processes, plotted according to expertise of the respondent. Only those respondents who assessed their expertise as high or moderate for a particular Challenge were included in the analysis. Note that respondents could choose more than one option for their expertise (or none). Numbers in bottom right corner of plots indicate number of respondents in that category. CCP = calcium carbonate production.

equivalent exercise) is necessarily subjective to some degree, and the results may be affected by the pre-existing knowledge and biases of the participants. Although we defined “Importance” within the survey questions (see Text S1 in Supporting Information S1), there will inevitably be differences in respondents' application of the definition. We also recognize that a complete and comprehensive assessment of all available literature was not possible and so inevitably some published work will have been overlooked or omitted. Nevertheless, we provide excerpts from the 193 papers included in our analysis that provide the underlying evidence for our assessment (Tables S1–S3 in Supporting Information S1).

In general, the expert assessment and community survey agreed in terms of the most significant processes (Figure 3). For example, resource limitation of growth (for NPP), microbial solubilization (for interior respiration) and high level understanding of calcium carbonate production (for alkalinity) were within the top ranking processes for both the survey and expert assessment. Some significant differences did emerge however, such as the low ranking of nitrogen fixation (for NPP) in the survey, which was ranked as high importance in the expert assessment. These differences may arise from a combination of the pre-existing bias in the literature used for the expert assessment and potentially the inherent limitations of a community survey. Whereas the project team spent considerable time on combing the literature, assessing the papers, assembling the evidence tables, and discussing the results to reach consensus on the rankings, the community survey was designed to be completed in approximately 15 min and respondents were not provided with the evidence collated for the expert assessment.

Although processes may have been identified as important here, unless it is tractable to observe them in sufficient detail to develop efficient model parameterizations, incorporating many of these processes into climate models remains challenging. Parameterizations for the ocean biogeochemistry component of climate models can be developed from theory, idealized simulations, laboratory experiments or field observations. In order to develop a robust parameterization for a process, observations from a single experiment or field program alone (or even a

handful of data points) are rarely sufficient. Instead, data representative of a broad range of environmental conditions are ideally required, which, in the field, demands good spatial and seasonal coverage, and also international cooperation to collate such data. Data synthesis activities are crucial to these efforts, as are attempts to standardize sampling and analysis protocols to generate directly inter-comparable data sets.

Parameterization of many of the processes identified in this study requires data collection at sea. The growing adoption and use of autonomous technologies has greatly increased the amount of field data available, particularly by providing the opportunity to resolve temporal and vertical variability, and in the case of the BGC-Argo network, spatial variability as well. Although new methods and novel sensors (e.g., Estapa et al., 2019; Giering et al., 2020) to obtain biogeochemically-relevant data (e.g., Briggs et al., 2020; Clements et al., 2022) from autonomous vehicles have emerged, nevertheless many of the processes identified here cannot be observed remotely, or inferred through proxies, for example, organism-particle interactions, nutrient recycling rates, microbial activity etc. This presents challenges for model development, but also opportunities for observational and experimental programmes to broaden efforts to capture new information about relevant processes, or for focussed process studies.

Even with additional sources of data, challenges remain in incorporating additional processes into the ocean biogeochemistry component of climate models. Developing robust parameterizations requires observations or experiments across a wide dynamic range of conditions, and evaluating model results requires independent data with the appropriate spatial and seasonal coverage. Adding additional parameterizations to models increases the complexity, and so run time and storage requirements which, particularly in the case of global ESMs, may be prohibitive. Therefore, demonstrating that the additional processes have a significant impact on the relevant components of the model, which will depend on the objectives for developing the model (which can be diverse), is important. In the context of our work here, the objective may be to improve representation of ocean carbon fluxes, such as NPP or the strength of the biological carbon pump, and their climate feedbacks for example. Demonstrating an impact on model performance may be achieved through 1-D “test bed” versions of climate models which can be simply and quickly run, potentially through sensitivity simulations with multiple permutations to establish the form or parameter values needed to represent an additional process. Alternatively, offline physics from coupled model output can be used to run multiple experiments at global scale that may be highly complex (e.g., Bopp et al., 2022; Tagliabue et al., 2020; Wrightson et al., 2022). Rapid testing of alternate or additional parameterizations in a 3-D framework can also be achieved using the transport matrix method (Khatiwala, 2007).

Our literature review and community survey highlighted several processes that have high importance and high uncertainty which may act as focal areas for future projects. More broadly, maximizing the gains from modeling, fieldwork and experimental studies relies on collaboration between communities. Co-design of research projects from the outset can ensure outputs will be useful to both communities, as well as fostering early recognition of emerging research topics and potential limitations. Considering the potential for scaling-up field or experimental data at the project planning stage, for example, through empirical or mechanistic relationships with commonly observed (and modeled) environmental variables will ensure the broadest applicability of the project results. This will require data synthesis activities to be embedded in research programmes, as the information obtained from a single project is rarely sufficient to provide data on the large space and time scales necessary for model development and validation. Data synthesis is most effective and impactful when data is shared openly and hence wide collaboration is facilitated. Exploring how model behavior reflects differences in model parameterizations, functional equations, and parameter values in both the euphotic and mesopelagic zones and conducting sensitivity analyses will assist in ensuring alterations to biogeochemical models are both parsimonious and robust.

Significant challenges lie ahead in modeling the diversity of living organisms' responses to climate forcing and the subsequent feedbacks through the ocean's carbon cycle. Identifying high priority knowledge gaps is a crucial first step in this process and requires synergy across observational, experimental and modeling communities.

Data Availability Statement

Full anonymized results of the community survey are available as part of the Supplementary Information (Data Set S1 in Supporting Information S1) and in Henson et al. (2024).

Acknowledgments

All authors (except AP) were supported by Natural Environment Research Council grant BRICS (NE/X00855X/1), a contribution to the UK BIO-Carbon project. AP acknowledges the support of the ENS-Chanel research chair. We thank all the survey respondents, and the community networks that helped distribute the survey.

References

- Amano, C., Zhao, Z., Sintès, E., Reinthaler, T., Stefanschitz, J., Kisadur, M., et al. (2022). Limited carbon cycling due to high-pressure effects on the deep-sea microbiome. *Nature Geoscience*, *15*(12), 1041–1047. <https://doi.org/10.1038/s41561-022-01081-3>
- Anderson, L. A., & Sarmiento, J. L. (1994). Redfield ratios of remineralization determined by nutrient data analysis. *Global Biogeochemical Cycles*, *8*(1), 65–80. <https://doi.org/10.1029/93GB03318>
- Bindoff, N. L., Cheung, W. W. L., Kairo, J. G., Aristegui, J., Guinder, V. A., Hallberg, R., et al. (2019). Changing Ocean, marine ecosystems, and dependent communities. In N. M. W. H.-O. Pörtner, D. C. Roberts, V. Masson-Delmotte, P. Zhai, M. Tignor, E. Poloczanska, et al. (Eds.), *IPCC special report on the ocean and cryosphere in a changing climate*.
- Bonnet, S., Benavides, M., Le Moigne, F. A. C., Camps, M., Torremocha, A., Grosso, O., et al. (2023). Diazotrophs are overlooked contributors to carbon and nitrogen export to the deep ocean. *The ISME Journal*, *17*(1), 47–58. <https://doi.org/10.1038/s41396-022-01319-3>
- Bopp, L., Aumont, O., Kwiatkowski, L., Clerc, C., Dupont, L., Ethé, C., et al. (2022). Diazotrophy as a key driver of the response of marine net primary productivity to climate change. *Biogeosciences*, *19*(17), 4267–4285. <https://doi.org/10.5194/bg-19-4267-2022>
- Bopp, L., Aumont, O., Kwiatkowski, L., Clerc, C., Dupont, L., Ethé, C., et al. (2021). Diazotrophy as a key driver of the response of marine net primary productivity to climate change [Preprint]. *Earth System Science/Response to Global Change: Climate Change*. <https://doi.org/10.5194/bg-2021-320>
- Boscolo-Galazzo, F., Crichton, K. A., Barker, S., & Pearson, P. N. (2018). Temperature dependency of metabolic rates in the upper ocean: A positive feedback to global climate change? *Global and Planetary Change*, *170*, 201–212. <https://doi.org/10.1016/j.gloplacha.2018.08.017>
- Boyd, P. W., Collins, S., Dupont, S., Fabricius, K., Gattuso, J.-P., Havenhand, J., et al. (2018). Experimental strategies to assess the biological ramifications of multiple drivers of global ocean change—A review. *Global Change Biology*, *24*(6), 2239–2261. <https://doi.org/10.1111/gcb.14102>
- Boyd, P. W., & Kennedy, F. (2021). Microbes in a sea of sinking particles. *Nature Microbiology*, *6*(12), 1479–1480. <https://doi.org/10.1038/s41564-021-01005-8>
- Briggs, N., Dall'Olmo, G., & Claustre, H. (2020). Major role of particle fragmentation in regulating biological sequestration of CO₂ by the oceans. *Science*, *367*(6479), 791–793. <https://doi.org/10.1126/science.aay1790>
- Cabré, A., Marinov, I., & Leung, S. (2015). Consistent global responses of marine ecosystems to future climate change across the IPCC AR5 earth system models. *Climate Dynamics*, *45*(5–6), 1253–1280. <https://doi.org/10.1007/s00382-014-2374-3>
- Cael, B. B., Cavan, E. L., & Britten, G. L. (2021). Reconciling the size-dependence of marine particle sinking speed. *Geophysical Research Letters*, *48*(5). <https://doi.org/10.1029/2020GL091771>
- Canadell, J., Monteiro, P. M. S., Costa, M., Cotrim de Cunha, L., Cox, P., Eliseev, A., et al. (2021). Global carbon and other biogeochemical cycles and feedbacks. In *Climate Change 2021: The physical science basis. Contribution of working group I to the sixth assessment report of the intergovernmental panel on climate change*. Cambridge University Press. <https://doi.org/10.1017/9781009157896.007>
- Cavan, E. L., Laurenceau-Cornec, E. C., Bressac, M., & Boyd, P. W. (2019). Exploring the ecology of the mesopelagic biological pump. *Progress in Oceanography*, *176*, 102125. <https://doi.org/10.1016/j.pocan.2019.102125>
- Clements, D. J., Yang, S., Weber, T., McDonnell, A. M. P., Kiko, R., Stemmann, L., & Bianchi, D. (2022). Constraining the particle size distribution of large marine particles in the global ocean with in situ optical observations and supervised learning. *Global Biogeochemical Cycles*, *36*(5). <https://doi.org/10.1029/2021GB007276>
- Collins, W. J., Bellouin, N., Doutriaux-Boucher, M., Gedney, N., Halloran, P., Hinton, T., et al. (2011). Development and evaluation of an earth-system model – HadGEM2. *Geoscientific Model Development*, *4*(4), 1051–1075. <https://doi.org/10.5194/gmd-4-1051-2011>
- Dilling, L., & Alldredge, A. L. (2000). Fragmentation of marine snow by swimming macrozooplankton: A new process impacting carbon cycling in the sea. *Deep Sea Research Part I: Oceanographic Research Papers*, *47*(7), 1227–1245. [https://doi.org/10.1016/S0967-0637\(99\)00105-3](https://doi.org/10.1016/S0967-0637(99)00105-3)
- Durkin, C. A., Buesseler, K. O., Cetinić, I., Estapa, M. L., Kelly, R. P., & Omand, M. (2021). A visual tour of carbon export by sinking particles. *Global Biogeochemical Cycles*, *35*(10). <https://doi.org/10.1029/2021GB006985>
- Estapa, M. L., Feen, M. L., & Breves, E. (2019). Direct observations of biological carbon export from profiling floats in the subtropical North Atlantic. *Global Biogeochemical Cycles*, *33*(3), 282–300. <https://doi.org/10.1029/2018GB006098>
- Flynn, K. J., Kimmance, S. A., Clark, D. R., Mitra, A., Polimene, L., & Wilson, W. H. (2021a). Modelling the effects of traits and abiotic factors on viral lysis in phytoplankton. *Frontiers in Marine Science*, *8*. <https://doi.org/10.3389/fmars.2021.667184>
- Flynn, K. J., Kimmance, S. A., Clark, D. R., Mitra, A., Polimene, L., & Wilson, W. H. (2021b). Modelling the effects of traits and abiotic factors on viral lysis in phytoplankton. *Frontiers in Marine Science*, *8*. <https://doi.org/10.3389/fmars.2021.667184>
- Friedlingstein, P., O'Sullivan, M., Jones, M. W., Andrew, R. M., Gregor, L., Hauck, J., et al. (2022). Global carbon budget 2022. *Earth System Science Data*, *14*(11), 4811–4900. <https://doi.org/10.5194/essd-14-4811-2022>
- Fu, W., Randerson, J. T., & Moore, J. K. (2016). Climate change impacts on net primary production (NPP) and export production (EP) regulated by increasing stratification and phytoplankton community structure in the CMIP5 models. *Biogeosciences*, *13*(18), 5151–5170. <https://doi.org/10.5194/bg-13-5151-2016>
- Gehlen, M., Bopp, L., Emprin, N., Aumont, O., Heinze, C., & Ragueneau, O. (2006). Reconciling surface ocean productivity, export fluxes and sediment composition in a global biogeochemical ocean model. *Biogeosciences*, *3*(4), 521–537. <https://doi.org/10.5194/bg-3-521-2006>
- Giering, S. L. C., Cavan, E. L., Basedow, S. L., Briggs, N., Burd, A. B., Darroch, L. J., et al. (2020). Sinking organic particles in the ocean—Flux estimates from in situ optical devices. *Frontiers in Marine Science*, *6*. <https://doi.org/10.3389/fmars.2019.00834>
- Goldthwait, S., Yen, J., Brown, J., & Alldredge, A. (2004). Quantification of marine snow fragmentation by swimming euphausiids. *Limnology & Oceanography*, *49*(4), 940–952. <https://doi.org/10.4319/lo.2004.49.4.0940>
- Halfter, S., Cavan, E. L., Butterworth, P., Swadling, K. M., & Boyd, P. W. (2022). “Sinking dead”—How zooplankton carcasses contribute to particulate organic carbon flux in the subantarctic southern ocean. *Limnology & Oceanography*, *67*(1), 13–25. <https://doi.org/10.1002/lno.11971>
- Hauck, J., Voelker, C., Wolf-Gladrow, D. A., Laufkoetter, C., Vogt, M., Aumont, O., et al. (2015). On the Southern Ocean CO₂ uptake and the role of the biological carbon pump in the 21st century. *Global Biogeochemical Cycles*, *29*(9), 1451–1470. <https://doi.org/10.1002/2015GB005140>
- Henson, S. A., Baker, C., Halloran, P., McQuatters-Gollop, A., Painter, S., Planchat, A., & Tagliabue, A. (2024). Results of the community survey associated with manuscript “Knowledge gaps in quantifying the climate change response of biological storage of carbon in the ocean” [Dataset]. <https://doi.org/10.5281/zenodo.10435533>
- Henson, S. A., Laufkötter, C., Leung, S., Giering, S. L. C., Palevsky, H. I., & Cavan, E. L. (2022). Uncertain response of ocean biological carbon export in a changing world. *Nature Geoscience*, *15*(4), 248–254. <https://doi.org/10.1038/s41561-022-00927-0>
- Hernández-León, S., Fraga, C., & Ikeda, T. (2008). A global estimation of mesozooplankton ammonium excretion in the open ocean. *Journal of Plankton Research*, *30*(5), 577–585. <https://doi.org/10.1093/plankt/fbn021>

- Humphreys, M. P., Daniels, C. J., Wolf-Gladrow, D. A., Tyrrell, T., & Achterberg, E. P. (2018). On the influence of marine biogeochemical processes over CO₂ exchange between the atmosphere and ocean. *Marine Chemistry*, *199*, 1–11. <https://doi.org/10.1016/j.marchem.2017.12.006>
- Ilyina, T., Zeebe, R. E., Maier-Reimer, E., & Heinze, C. (2009). Early detection of ocean acidification effects on marine calcification: Detection of ocean acidification effects. *Global Biogeochemical Cycles*, *23*(1). <https://doi.org/10.1029/2008GB003278>
- Iversen, M. H., & Lampitt, R. S. (2020). Size does not matter after all: No evidence for a size-sinking relationship for marine snow. *Progress in Oceanography*, *189*, 102445. <https://doi.org/10.1016/j.pocean.2020.102445>
- Iversen, M. H., Pakhomov, E. A., Hunt, B. P. V., Van Der Jagt, H., Wolf-Gladrow, D., & Klaas, C. (2017). Sinkers or floaters? Contribution from salp pellets to the export flux during a large bloom event in the southern ocean. *Deep Sea Research Part II: Topical Studies in Oceanography*, *138*, 116–125. <https://doi.org/10.1016/j.dsr2.2016.12.004>
- Jackson, G. A., Waite, A. M., & Boyd, P. W. (2005). Role of algal aggregation in vertical carbon export during SOIREE and in other low biomass environments. *Geophysical Research Letters*, *32*(13), L13607. <https://doi.org/10.1029/2005GL023180>
- Khatiwal, S. (2007). A computational framework for simulation of biogeochemical tracers in the ocean: Efficient ocean biogeochemical modeling. *Global Biogeochemical Cycles*, *21*(3). <https://doi.org/10.1029/2007GB002923>
- Kriest, I., & Oschlies, A. (2008). On the treatment of particulate organic matter sinking in large-scale models of marine biogeochemical cycles. *Biogeosciences*, *5*(1), 55–72. <https://doi.org/10.5194/bg-5-55-2008>
- Kwiatkowski, L., Aumont, O., Bopp, L., & Ciais, P. (2018). The impact of variable phytoplankton stoichiometry on projections of primary production, food quality, and carbon uptake in the global ocean. *Global Biogeochemical Cycles*, *32*(4), 516–528. <https://doi.org/10.1002/2017GB005799>
- Kwiatkowski, L., Naar, J., Bopp, L., Aumont, O., Defrance, D., & Couespel, D. (2019). Decline in Atlantic primary production accelerated by Greenland ice sheet melt. *Geophysical Research Letters*, *46*(20), 11347–11357. <https://doi.org/10.1029/2019GL085267>
- Kwiatkowski, L., Torres, O., Bopp, L., Aumont, O., Chamberlain, M., Christian, J. R., et al. (2020). Twenty-first century ocean warming, acidification, deoxygenation, and upper-ocean nutrient and primary production decline from CMIP6 model projections. *Biogeosciences*, *17*(13), 3439–3470. <https://doi.org/10.5194/bg-17-3439-2020>
- Kwon, E. Y., Primeau, F., & Sarmiento, J. L. (2009). The impact of remineralization depth on the air-sea carbon balance. *Nature Geoscience*, *2*(9), 630–635. <https://doi.org/10.1038/NNGEO612>
- Lampert, W. (1978). Release of dissolved organic carbon by grazing zooplankton. *Limnology & Oceanography*, *23*(4), 831–834. <https://doi.org/10.4319/lno.1978.23.4.0831>
- Laufkötter, C., John, J. G., Stock, C. A., & Dunne, J. P. (2017). Temperature and oxygen dependence of the remineralization of organic matter. *Global Biogeochemical Cycles*, *31*(7), 1038–1050. <https://doi.org/10.1002/2017GB005643>
- Laufkötter, C., Vogt, M., Gruber, N., Aita-Noguchi, M., Aumont, O., Bopp, L., et al. (2015). Drivers and uncertainties of future global marine primary production in marine ecosystem models. *Biogeosciences*, *12*(23), 6955–6984. <https://doi.org/10.5194/bg-12-6955-2015>
- Laufkötter, C., Vogt, M., Gruber, N., Aumont, O., Bopp, L., Doney, S. C., et al. (2016). Projected decreases in future marine export production: The role of the carbon flux through the upper ocean ecosystem. *Biogeosciences*, *13*(13), 4023–4047. <https://doi.org/10.5194/bg-13-4023-2016>
- Lebehot, A. D., Halloran, P. R., Watson, A. J., McNeill, D., Ford, D. A., Landschützer, P., et al. (2019). Reconciling observation and model trends in North Atlantic surface CO₂. *Global Biogeochemical Cycles*, *33*(10), 1204–1222. <https://doi.org/10.1029/2019GB006186>
- Leung, J. Y. S., Zhang, S., & Connell, S. D. (2022). Is Ocean acidification really a threat to marine Calcifiers? A systematic review and meta-analysis of 980+ studies spanning two decades. *Small*, *18*(35), 2107407. <https://doi.org/10.1002/sml.202107407>
- Maerz, J., Six, K. D., Stemmler, I., Ahmerkamp, S., & Ilyina, T. (2020). Microstructure and composition of marine aggregates as co-determinants for vertical particulate organic carbon transfer in the global ocean. *Biogeosciences*, *17*(7), 1765–1803. <https://doi.org/10.5194/bg-17-1765-2020>
- Martin, P., Lampitt, R. S., Jane Perry, M., Sanders, R., Lee, C., & D'Asaro, E. (2011). Export and mesopelagic particle flux during a North Atlantic spring diatom bloom. *Deep Sea Research Part I: Oceanographic Research Papers*, *58*(4), 338–349. <https://doi.org/10.1016/j.dsr.2011.01.006>
- Martiny, A. C., Hagstrom, G. I., DeVries, T., Letscher, R. T., Britten, G. L., Garcia, C. A., et al. (2022). Marine phytoplankton resilience may moderate oligotrophic ecosystem responses and biogeochemical feedbacks to climate change. *Limnology & Oceanography*, *67*(S1), S378–S389. <https://doi.org/10.1002/lno.12029>
- Matear, R. J., & Lenton, A. (2014). Quantifying the impact of ocean acidification on our future climate. *Biogeosciences*, *11*(14), 3965–3983. <https://doi.org/10.5194/bg-11-3965-2014>
- Mayor, D. J., Gentleman, W. C., & Anderson, T. R. (2020). Ocean carbon sequestration: Particle fragmentation by copepods as a significant unrecognised factor? Explicitly representing the role of copepods in biogeochemical models may fundamentally improve understanding of future ocean carbon storage. *BioEssays*, *42*(12). <https://doi.org/10.1002/bies.202000149>
- Mayor, D. J., Sanders, R., Giering, S. L. C., & Anderson, T. R. (2014). Microbial gardening in the ocean's twilight zone: Detritivorous metazoans benefit from fragmenting, rather than ingesting, sinking detritus. *BioEssays*, *36*(12), 1132–1137. <https://doi.org/10.1002/bies.201400100>
- Middelburg, J. J., Soetaert, K., & Hagens, M. (2020). Ocean alkalinity, buffering and biogeochemical processes. *Reviews of Geophysics*, *58*(3), e2019RG000681. <https://doi.org/10.1029/2019RG000681>
- Millero, F. J. (2007). The marine inorganic carbon cycle. *Chemical Reviews*, *107*(2), 308–341. <https://doi.org/10.1021/cr0503557>
- Nguyen, T. T. H., Zakem, E. J., Ebrahimi, A., Schwartzman, J., Caglar, T., Amarnath, K., et al. (2022). Microbes contribute to setting the ocean carbon flux by altering the fate of sinking particulates. *Nature Communications*, *13*(1), 1657. <https://doi.org/10.1038/s41467-022-29297-2>
- Orr, J. C., Fabry, V. J., Aumont, O., Bopp, L., Doney, S. C., Feely, R. A., et al. (2005). Anthropogenic ocean acidification over the twenty-first century and its impact on calcifying organisms. *Nature*, *437*(7059), 681–686. <https://doi.org/10.1038/nature04095>
- Paulsen, H., Ilyina, T., Six, K. D., & Stemmler, I. (2017). Incorporating a prognostic representation of marine nitrogen fixers into the global ocean biogeochemical model HAMOCC: Prognostic nitrogen fixers in HAMOCC. *Journal of Advances in Modeling Earth Systems*, *9*(1), 438–464. <https://doi.org/10.1002/2016MS000737>
- Petrik, C. M., Luo, J. Y., Heneghan, R. F., Everett, J. D., Harrison, C. S., & Richardson, A. J. (2022). Assessment and constraint of meso-zooplankton in CMIP6 earth system models. *Global Biogeochemical Cycles*, *36*(11), e2022GB007367. <https://doi.org/10.1029/2022GB007367>
- Planchat, A., Bopp, L., Kwiatkowski, L., & Torres, O. (2023). Carbonate pump feedbacks on alkalinity and the carbon cycle in the 21st century and beyond. *EGU sphere*, 1–31. <https://doi.org/10.5194/egusphere-2023-1218>
- Planchat, A., Kwiatkowski, L., Bopp, L., Torres, O., Christian, J. R., Butenschön, M., et al. (2023). The representation of alkalinity and the carbonate pump from CMIP5 to CMIP6 Earth system models and implications for the carbon cycle. *Biogeosciences*, *20*(7), 1195–1257. <https://doi.org/10.5194/bg-20-1195-2023>

- Prairie, J., Montgomery, Q., Proctor, K., & Ghiorso, K. (2019). Effects of phytoplankton growth phase on settling properties of marine aggregates. *Journal of Marine Science and Engineering*, 7(8), 265. <https://doi.org/10.3390/jmse7080265>
- Richon, C., & Tagliabue, A. (2021). Biogeochemical feedbacks associated with the response of micronutrient recycling by zooplankton to climate change. *Global Change Biology*, 27(19), 4758–4770. <https://doi.org/10.1111/gcb.15789>
- Riebesell, U. (1991). Particle aggregation during a diatom bloom. I. Physical aspects. *Marine Ecology Progress Series*, 69(3), 273–280. <https://doi.org/10.3354/meps069273>
- Riebesell, U., Schulz, K. G., Bellerby, R. G. J., Botros, M., Fritsche, P., Meyerhöfer, M., et al. (2007). Enhanced biological carbon consumption in a high CO₂ ocean. *Nature*, 450(7169), 545–548. <https://doi.org/10.1038/nature06267>
- Salter, M. A., Harborne, A. R., Perry, C. T., & Wilson, R. W. (2017). Phase heterogeneity in carbonate production by marine fish influences their roles in sediment generation and the inorganic carbon cycle. *Scientific Reports*, 7(1), 765. <https://doi.org/10.1038/s41598-017-00787-4>
- Schneider, B., Schlitzer, R., Fischer, G., & Nöthig, E.-M. (2003). Depth-dependent elemental compositions of particulate organic matter (POM) in the ocean: Depth-dependent C:N ratios of POM in the ocean. *Global Biogeochemical Cycles*, 17(2). <https://doi.org/10.1029/2002GB001871>
- Segsneider, J., & Bendtsen, J. (2013). Temperature-dependent remineralization in a warming ocean increases surface pCO₂ through changes in marine ecosystem composition: Remineralization in a warming ocean. *Global Biogeochemical Cycles*, 27(4), 1214–1225. <https://doi.org/10.1002/2013GB004684>
- Seifert, M., Rost, B., Trimbom, S., & Hauck, J. (2020). Meta-analysis of multiple driver effects on marine phytoplankton highlights modulating role of p CO₂. *Global Change Biology*, 26(12), 6787–6804. <https://doi.org/10.1111/gcb.15341>
- Sipler, R. E., Gong, D., Baer, S. E., Sanderson, M. P., Roberts, Q. N., Mulholland, M. R., & Bronk, D. A. (2017). Preliminary estimates of the contribution of Arctic nitrogen fixation to the global nitrogen budget. *Limnology and Oceanography Letters*, 2(5), 159–166. <https://doi.org/10.1002/lo2.10046>
- Steinacher, M., Joos, F., Frölicher, T. L., Bopp, L., Cadule, P., Cocco, V., et al. (2010). Projected 21st century decrease in marine productivity: A multi-model analysis. *Biogeosciences*, 7(3), 979–1005. <https://doi.org/10.5194/bg-7-979-2010>
- Steinberg, D. K., Stamieszkin, K., Maas, A. E., Durkin, C. A., Passow, U., Estapa, M. L., et al. (2023). The outsized role of Salps in carbon export in the subarctic Northeast Pacific Ocean. *Global Biogeochemical Cycles*, 37(1), e2022GB007523. <https://doi.org/10.1029/2022GB007523>
- Subhas, A. V., Dong, S., Naviaux, J. D., Rollins, N. E., Ziveri, P., Gray, W., et al. (2022). Shallow calcium carbonate cycling in the North Pacific Ocean. *Global Biogeochemical Cycles*, 36(5), e2022GB007388. <https://doi.org/10.1029/2022GB007388>
- Tagliabue, A., Barrier, N., Du Pontavice, H., Kwiatkowski, L., Aumont, O., Bopp, L., et al. (2020). An iron cycle cascade governs the response of equatorial Pacific ecosystems to climate change. *Global Change Biology*, 26(11), 6168–6179. <https://doi.org/10.1111/gcb.15316>
- Tagliabue, A., Kwiatkowski, L., Bopp, L., Butenschön, M., Cheung, W., Lengaigne, M., & Vialard, J. (2021). Persistent uncertainties in ocean net primary production climate change projections at regional scales raise challenges for assessing impacts on ecosystem services. *Frontiers in Climate*, 3. <https://doi.org/10.3389/fclim.2021.738224>
- Tanioka, T., Matsumoto, K., & Lomas, M. W. (2021). Drawdown of atmospheric pCO₂ via variable particle flux stoichiometry in the ocean twilight zone. *Geophysical Research Letters*, 48(22). <https://doi.org/10.1029/2021GL094924>
- Terhaar, J., Orr, J. C., Ethé, C., Regnier, P., & Bopp, L. (2019). Simulated Arctic ocean response to doubling of riverine carbon and nutrient delivery. *Global Biogeochemical Cycles*, 33(8), 1048–1070. <https://doi.org/10.1029/2019GB006200>
- Tian, R. C., Deibel, D., Rivkin, R. B., & Vézina, A. F. (2004). Biogenic carbon and nitrogen export in a deep-convection region: Simulations in the Labrador Sea. *Deep Sea Research Part I: Oceanographic Research Papers*, 51(3), 413–437. <https://doi.org/10.1016/j.dsr.2003.10.015>
- Trudnowska, E., Lacour, L., Ardyna, M., Rogge, A., Irissou, J. O., Waite, A. M., et al. (2021). Marine snow morphology illuminates the evolution of phytoplankton blooms and determines their subsequent vertical export. *Nature Communications*, 12(1), 2816. <https://doi.org/10.1038/s41467-021-22994-4>
- Weber, T., & Bianchi, D. (2020). Efficient particle transfer to depth in oxygen minimum zones of the Pacific and Indian Oceans. *Frontiers in Earth Science*, 8. <https://doi.org/10.3389/feart.2020.00376>
- White, M. M., Waller, J. D., Lubelczyk, L. C., Drapeau, D. T., Bowler, B. C., Balch, W. M., & Fields, D. M. (2018). Coccolith dissolution within copepod guts affects fecal pellet density and sinking rate. *Scientific Reports*, 8(1), 9758. <https://doi.org/10.1038/s41598-018-28073-x>
- Wickham, H., Averick, M., Bryan, J., Chang, W., McGowan, L., François, R., et al. (2019). Welcome to the Tidyverse. *Journal of Open Source Software*, 4(43), 1686. <https://doi.org/10.21105/joss.01686>
- Williams, J. R., & Giering, S. L. C. (2022). In situ particle measurements deemphasize the role of size in governing the sinking velocity of marine particles. *Geophysical Research Letters*, 49(21), e2022GL099563. <https://doi.org/10.1029/2022GL099563>
- Wilson, J. D., Andrews, O., Katavouta, A., de Melo Virissimo, F., Death, R. M., Adloff, M., et al. (2022). The biological carbon pump in CMIP6 models: 21st century trends and uncertainties. *Proceedings of the National Academy of Sciences*, 119(29), e2204369119. <https://doi.org/10.1073/pnas.2204369119>
- Wrightson, L., & Tagliabue, A. (2020). Quantifying the impact of climate change on marine diazotrophy: Insights from earth system models. *Frontiers in Marine Science*, 7. <https://doi.org/10.3389/fmars.2020.00635>
- Wrightson, L., Yang, N., Mahaffey, C., Hutchins, D. A., & Tagliabue, A. (2022). Integrating the impact of global change on the niche and physiology of marine nitrogen-fixing cyanobacteria. *Global Change Biology*, 28(23), 7078–7093. <https://doi.org/10.1111/gcb.16399>
- Yamamoto, A., Hajima, T., Yamazaki, D., Noguchi Aita, M., Ito, A., & Kawamiya, M. (2022). Competing and accelerating effects of anthropogenic nutrient inputs on climate-driven changes in ocean carbon and oxygen cycles. *Science Advances*, 8(26), eabl9207. <https://doi.org/10.1126/sciadv.abl9207>
- Yool, A., Palmiéri, J., Jones, C. G., de Mora, L., Kuhlbrodt, T., Popova, E. E., et al. (2021). Evaluating the physical and biogeochemical state of the global ocean component of UKESM1 in CMIP6 historical simulations. *Geoscientific Model Development*, 14(6), 3437–3472. <https://doi.org/10.5194/gmd-14-3437-2021>
- Yool, A., Popova, E. E., & Anderson, T. R. (2013). MEDUSA-2.0: An intermediate complexity biogeochemical model of the marine carbon cycle for climate change and ocean acidification studies. *Geoscientific Model Development*, 6(5), 1767–1811. <https://doi.org/10.5194/gmd-6-1767-2013>
- Zeebe, R. E., & Wolf-Gladrow, D. A. (2001). *CO₂ in seawater: Equilibrium, kinetics, isotopes*. Elsevier.

References From the Supporting Information

- Adkins, J. F., Naviaux, J. D., Subhas, A. V., Dong, S., & Berelson, W. M. (2021). The dissolution rate of CaCO₃ in the ocean. *Annual Review of Marine Science*, 13(1), 57–80. <https://doi.org/10.1146/annurev-marine-041720-092514>

- Alcolombri, U., Peaudecerf, F. J., Fernandez, V. I., Behrendt, L., Lee, K. S., & Stocker, R. (2021). Sinking enhances the degradation of organic particles by marine bacteria. *Nature Geoscience*, *14*(10), 775–780. <https://doi.org/10.1038/s41561-021-00817-x>
- Allredge, A. L. (2000). Interstitial dissolved organic carbon (DOC) concentrations within sinking marine aggregates and their potential contribution to carbon flux. *Limnology & Oceanography*, *45*(6), 1245–1253. <https://doi.org/10.4319/lo.2000.45.6.1245>
- Allredge, A. L., Granata, T. C., Gotschalk, C. C., & Dickey, T. D. (1990). The physical strength of marine snow and its implications for particle disaggregation in the ocean. *Limnology & Oceanography*, *35*(7), 1415–1428. <https://doi.org/10.4319/lo.1990.35.7.1415>
- Anderson, T., Gentleman, W., & Sinha, B. (2010). Influence of grazing formulations on the emergent properties of a complex ecosystem model in a global ocean general circulation model. *Progress in Oceanography*, *87*(1–4), 201–213. <https://doi.org/10.1016/j.pocean.2010.06.003>
- Anderson, T. R., Hessen, D. O., Gentleman, W. C., Yool, A., & Mayor, D. J. (2022). Quantifying the roles of food intake and stored lipid for growth and development throughout the life cycle of a high-latitude copepod, and consequences for ocean carbon sequestration. *Frontiers in Marine Science*, *9*(July), 1–18. <https://doi.org/10.3389/fmars.2022.928209>
- Anderson, T. R., Martin, A. P., Lampitt, R. S., Trueman, C. N., Henson, S. A., Mayor, D. J., & Link, J. (2019). Quantifying carbon fluxes from primary production to mesopelagic fish using a simple food web model. *ICES Journal of Marine Science*, *76*(3), 690–701. <https://doi.org/10.1093/icesjms/fsx234>
- Andersson, A. J., Mackenzie, F. T., & Bates, N. R. (2008). Life on the margin: Implications of ocean acidification on Mg-calcite, high latitude and cold-water marine calcifiers. *Marine Ecology Progress Series*, *373*, 265–273. <https://doi.org/10.3354/meps07639>
- Archer, D., & Maier-Reimer, E. (1994). Effect of deep-sea sedimentary calcite preservation on atmospheric CO₂ concentration. *Nature*, *367*(6460), 260–263. <https://doi.org/10.1038/367260a0>
- Archibald, K. M., Siegel, D. A., & Doney, S. C. (2019). Modeling the impact of zooplankton diel vertical migration on the carbon export flux of the biological pump. *Global Biogeochemical Cycles*, *33*(2), 181–199. <https://doi.org/10.1029/2018GB005983>
- Archibald, K. M., Dutkiewicz, S., Laufkötter, C., & Moeller, H. V. (2022). Thermal responses in global marine planktonic food webs are mediated by temperature effects on metabolism. *Journal of Geophysical Research: Oceans*, *127*(12), e2022JC018932. <https://doi.org/10.1029/2022JC018932>
- Aumont, O., Van Hulten, M., Roy-Barman, M., Dutay, J. C., Étché, C., & Gehlen, M. (2017). Variable reactivity of particulate organic matter in a global ocean biogeochemical model. *Biogeosciences*, *14*(9), 2321–2341. <https://doi.org/10.5194/bg-14-2321-2017>
- Bates, N. R., Michaels, A. F., & Knap, A. H. (1996). Alkalinity changes in the Sargasso sea: Geochemical evidence of calcification? *Marine Chemistry*, *51*(4), 347–358. [https://doi.org/10.1016/0304-4203\(95\)00068-2](https://doi.org/10.1016/0304-4203(95)00068-2)
- Battaglia, G., Steinacher, M., & Joos, F. (2016). A probabilistic assessment of calcium carbonate export and dissolution in the modern ocean. *Biogeosciences*, *13*(9), 2823–2848. <https://doi.org/10.5194/bg-13-2823-2016>
- Belcher, A., Iversen, M., Giering, S., Riou, V., Henson, S. A., Berline, L., et al. (2016). Depth-resolved particle-associated microbial respiration in the northeast Atlantic. *Biogeosciences*, *13*(17), 4927–4943. <https://doi.org/10.5194/bg-13-4927-2016>
- Belcher, A., Manno, C., Ward, P., Henson, S. A., Sanders, R., & Tarling, G. A. (2017). Copepod faecal pellet transfer through the meso- and bathypelagic layers in the Southern Ocean in spring. *Biogeosciences*, *14*(6), 1511–1525. <https://doi.org/10.5194/bg-14-1511-2017>
- Belcher, A., Saunders, R. A., & Tarling, G. A. (2019). Respiration rates and active carbon flux of mesopelagic fishes (Family Myctophidae) in the Scotia Sea, Southern Ocean. *Marine Ecology Progress Series*, *610*, 149–162. <https://doi.org/10.3354/meps12861>
- Benavides, M., Bonnet, S., Le Moigne, F. A. C., Armin, G., Inomura, K., Hallström, S., et al. (2022). Sinking Trichodesmium fixes nitrogen in the dark ocean. *ISME Journal*, *16*(10), 2398–2405. <https://doi.org/10.1038/s41396-022-01289-6>
- Bissett, A., Neu, T. R., & de Beer, D. (2011). Dissolution of calcite in the twilight zone: Bacterial control of dissolution of sinking planktonic carbonates is unlikely. *PLoS One*, *6*(11), e26404. <https://doi.org/10.1371/journal.pone.0026404>
- Bollens, S. M., Rollwagen-Bollens, G., Quenette, J. A., & Boehdanský, A. B. (2011). Cascading migrations and implications for vertical fluxes in pelagic ecosystems. *Journal of Plankton Research*, *33*(3), 349–355. <https://doi.org/10.1093/plankt/fbq152>
- Boudreau, B. P., Middelburg, J. J., & Luo, Y. (2018). The role of calcification in carbonate compensation. *Nature Geoscience*, *11*(12), 894–900. <https://doi.org/10.1038/s41561-018-0259-5>
- Boyd, P. W., & Trull, T. W. (2007). Understanding the export of biogenic particles in oceanic waters: Is there consensus? *Progress in Oceanography*, *72*(4), 276–312. <https://doi.org/10.1016/j.pocean.2006.10.007>
- Boyd, P. W., Claustre, H., Levy, M., Siegel, D. A., & Weber, T. (2019). Multi-faceted particle pumps drive carbon sequestration in the ocean. *Nature*, *568*(7752), 327–335. <https://doi.org/10.1038/s41586-019-1098-2>
- Brenner, H., Braeckman, U., Le Guitton, M., & Meysman, F. J. R. (2016). The impact of sedimentary alkalinity release on the water column CO₂ system in the North Sea. *Biogeosciences*, *13*(3), 841–863. <https://doi.org/10.5194/bg-13-841-2016>
- Buesseler, K. O., Lamborg, C. H., Boyd, P. W., Lam, P. J., Trull, T. W., Bidigare, R. R., et al. (2007). Revisiting carbon flux through the Ocean's twilight zone. *Science*, *316*(5824), 567–570. <https://doi.org/10.1126/science.1137959>
- Buitenhuis, E. T., Le Quére, C., Bednaršek, N., & Schiebel, R. (2019). Large contribution of pteropods to shallow CaCO₃ export. *Global Biogeochemical Cycles*, *33*(3), 458–468. <https://doi.org/10.1029/2018GB006110>
- Cabrera-Brufau, M., Arin, L., Sala, M. M., Cermeño, P., & Marrasé, C. (2021). Diatom dominance enhances resistance of phytoplanktonic POM to mesopelagic microbial decomposition. *Frontiers in Marine Science*, *8*, 1–17. <https://doi.org/10.3389/fmars.2021.683354>
- Cavan, E. L., Henson, S. A., Belcher, A., & Sanders, R. (2017). Role of zooplankton in determining the efficiency of the biological carbon pump. *Biogeosciences*, *14*(1), 177–186. <https://doi.org/10.5194/bg-14-177-2017>
- Cavan, E. L., Kawaguchi, S., & Boyd, P. W. (2021). Implications for the mesopelagic microbial gardening hypothesis as determined by experimental fragmentation of Antarctic krill fecal pellets. *Ecology and Evolution*, *11*(2), 1023–1036. <https://doi.org/10.1002/ece3.7119>
- Cavan, E. L., Le Moigne, F. A. C., Poulton, A. J., Tarling, G. A., Ward, P., Daniels, C. J., et al. (2015). Attenuation of particulate organic carbon flux in the Scotia Sea, Southern Ocean, is controlled by zooplankton fecal pellets. *Geophysical Research Letters*, *42*(3), 821–830. <https://doi.org/10.1002/2014GL062744>
- Chen, C. T. A. (2002). Shelf-vs. dissolution-generated alkalinity above the chemical lysocline. *Deep-Sea Research Part II Topical Studies in Oceanography*, *49*(24–25), 5365–5375. [https://doi.org/10.1016/S0967-0645\(02\)00196-0](https://doi.org/10.1016/S0967-0645(02)00196-0)
- Chen, H., Haumann, F. A., Talley, L. D., Johnson, K. S., & Sarmiento, J. L. (2022). The deep ocean's carbon exhaust. *Global Biogeochemical Cycles*, *36*(7), e2021GB007156. <https://doi.org/10.1029/2021GB007156>
- Cherabier, P., & Ferrière, R. (2022). Eco-evolutionary responses of the microbial loop to surface ocean warming and consequences for primary production (2022). *ISME Journal*, *16*(4), 1130–1139. <https://doi.org/10.1038/s41396-021-01166-8>
- Countryman, C. E., Steinberg, D. K., & Burd, A. B. (2022). Modelling the effects of copepod diel vertical migration and community structure on ocean carbon flux using an agent-based model. *Ecological Modelling*, *470*(July 2021), 110003. <https://doi.org/10.1016/j.ecolmodel.2022.110003>

- Cram, J. A., Fuchsman, C. A., Duffy, M. E., Pretty, J. L., Lekanoff, R. M., Neibauer, J. A., et al. (2022). Slow particle remineralization, rather than suppressed disaggregation, drives efficient flux transfer through the eastern tropical north Pacific oxygen deficient zone. *Global Biogeochemical Cycles*, 36(1). <https://doi.org/10.1029/2021GB007080>
- Cram, J. A., Weber, T., Leung, S. W., McDonnell, A. M. P., Liang, J. H., & Deutsch, C. (2018). The role of particle size, ballast, temperature, and oxygen in the sinking flux to the deep sea. *Global Biogeochemical Cycles*, 32(5), 858–876. <https://doi.org/10.1029/2017GB005710>
- Dadou, I., Lamy, F., Rabouille, C., Ruiz-Pino, D., Andersen, V., Bianchi, M., & Garçon, V. (2001). An integrated biological pump model from the euphotic zone to the sediment: A 1-D application in the northeast tropical Atlantic. *Deep-Sea Research Part II Topical Studies in Oceanography*, 48(10), 2345–2381. [https://doi.org/10.1016/S0967-0645\(00\)00177-6](https://doi.org/10.1016/S0967-0645(00)00177-6)
- Davison, P. C., Checkley, D. M., Koslow, J. A., & Barlow, J. (2013). Carbon export mediated by mesopelagic fishes in the Northeast Pacific Ocean. *Progress in Oceanography*, 116, 14–30. <https://doi.org/10.1016/j.pocean.2013.05.013>
- Devol, A. H., & Hartnett, H. E. (2001). Role of the oxygen-deficient zone in transfer of organic carbon to the deep ocean. *Limnology & Oceanography*, 46(7), 1684–1690. <https://doi.org/10.4319/lo.2001.46.7.1684>
- Dittmar, T., Lennartz, S. T., Buck-Wiese, H., Hansell, D. A., Santinelli, C., Vanni, C., et al. (2021). Enigmatic persistence of dissolved organic matter in the ocean. *Nature Reviews Earth & Environment*, 2(8), 570–583. <https://doi.org/10.1038/s43017-021-00183-7>
- Drake, T. W., Tank, S. E., Zhulidov, A. V., Holmes, R. M., Gurtovaya, T., & Spencer, R. G. M. (2018). Increasing alkalinity export from large Russian Arctic rivers. *Environmental Science and Technology*, 52(15), 8302–8308. <https://doi.org/10.1021/acs.est.8b01051>
- Durkin, C. A., Estapa, M. L., & Buesseler, K. O. (2015). Observations of carbon export by small sinking particles in the upper mesopelagic. *Marine Chemistry*, 175, 72–81. <https://doi.org/10.1016/j.marchem.2015.02.011>
- Dutkiewicz, S., Cermen, P., Jahn, O., Follows, M. J., Hickman, A. E., Taniguchi, D. A. A., & Ward, B. A. (2020). Dimensions of marine phytoplankton diversity. *Biogeosciences*, 17(3), 609–634. <https://doi.org/10.5194/bg-17-609-2020>
- Else, B. G. T., Cranch, A., Sims, R. P., Jones, S., Dalman, L. A., Mundy, C. J., et al. (2022). Variability in sea ice carbonate chemistry: A case study comparing the importance of ikaite precipitation, bottom-ice algae, and currents across an invisible polynya. *The Cryosphere*, 16(9), 3685–3701. <https://doi.org/10.5194/tc-16-3685-2022>
- Engel, A., Goldthwait, S., Passow, U., & Alldredge, A. (2002). Temporal decoupling of carbon and nitrogen dynamics in a mesocosm diatom bloom. *Limnology & Oceanography*, 47(3), 753–761. <https://doi.org/10.4319/lo.2002.47.3.0753>
- Engel, A., Wagner, H., Le Moigne, F. A. C., & Wilson, S. T. (2017). Particle export fluxes to the oxygen minimum zone of the eastern tropical North Atlantic. *Biogeosciences*, 14(7), 1825–1838. <https://doi.org/10.5194/bg-14-1825-2017>
- Evans, C., & Wilson, W. H. (2008). Preferential grazing of Oxyrrhis marina on virus-infected Emiliania huxleyi. *Limnology & Oceanography*, 53(5), 2035–2040. <https://doi.org/10.4319/lo.2008.53.5.2035>
- Findlay, H. S., Wood, H. L., Kendall, M. A., Widdicombe, S., Spicer, J. I., & Twitchett, R. J. (2011). Comparing the impact of high CO₂ on calcium carbonate structures in different marine organisms. *Marine Biology Research*, 7(6), 565–575. <https://doi.org/10.1080/17451000.2010.547200>
- Fischer, G., & Karakaş, G. (2009). Sinking rates and ballast composition of particles in the Atlantic Ocean: Implications for the organic carbon fluxes to the deep ocean. *Biogeosciences*, 6(1), 85–102. <https://doi.org/10.5194/bg-6-85-2009>
- Fong, M. B., & Dickson, A. G. (2019). Insights from GO-SHIP hydrography data into the thermodynamic consistency of CO₂ system measurements in seawater. *Marine Chemistry*, 211, 52–63. <https://doi.org/10.1016/j.marchem.2019.03.006>
- Francois, R., Honjo, S., Krishfield, R., & Manganini, S. (2002). Factors controlling the flux of organic carbon to the bathypelagic zone of the ocean. *Global Biogeochemical Cycles*, 16(4), 34–34. <https://doi.org/10.1029/2001GB001722>
- Friedrichs, M. A. M., Dusenberry, J. A., Anderson, L. A., Armstrong, R. A., Chai, F., Christian, J. R., et al. (2007). Assessment of skill and portability in regional marine biogeochemical models: Role of multiple planktonic groups. *Journal of Geophysical Research*, 112(8), 1–22. <https://doi.org/10.1029/2006JC003852>
- Fry, C. H., Tyrrell, T., Hain, M. P., Bates, N. R., & Achterberg, E. P. (2015). Analysis of global surface ocean alkalinity to determine controlling processes. *Marine Chemistry*, 174, 46–57. <https://doi.org/10.1016/j.marchem.2015.05.003>
- Gangstø, R., Gehlen, M., Schneider, B., Bopp, L., Aumont, O., & Joos, F. (2008). Modeling the marine aragonite cycle: Changes under rising carbon dioxide and its role in shallow water CaCO₃ dissolution. *Biogeosciences*, 5(4), 1057–1072. <https://doi.org/10.5194/bg-5-1057-2008>
- Gärdes, A., Iversen, M. H., Grossart, H. P., Passow, U., & Ullrich, M. S. (2011). Diatom-associated bacteria are required for aggregation of Thalassiosira weissflogii. *ISME Journal*, 5(3), 436–445. <https://doi.org/10.1038/ismej.2010.145>
- Giering, S. L. C., Sanders, R., Lampitt, R. S., Anderson, T. R., Tamburini, C., Boutrif, M., et al. (2014). Reconciliation of the carbon budget in the ocean's twilight zone. *Nature*, 507(7493), 480–483. <https://doi.org/10.1038/nature13123>
- Giering, S. L. C., Steigenberger, S., Achterberg, E. P., Sanders, R., & Mayor, D. J. (2012). Elevated iron to nitrogen recycling by mesozooplankton in the Northeast Atlantic Ocean. *Geophysical Research Letters*, 39(12). <https://doi.org/10.1029/2012GL051776>
- Gonçalves Leles, S., Polimene, L., Bruggeman, J., Blackford, J., Ciavatta, S., Mitra, A., & Flynn, K. J. (2018). Modelling mixotrophic functional diversity and implications for ecosystem function. *Journal of Plankton Research*, 40(6), 627–642. <https://doi.org/10.1093/plankt/fby044>
- Goode, A. G., Fields, D. M., Archer, S. D., & Martínez, J. M. (2019). Physiological responses of oxyrrhis marina to a diet of virally infected emiliania huxleyi. *PeerJ*, 2019(4), 1–25. <https://doi.org/10.7717/peerj.6722>
- Gorges, T., Aumont, O., & Memery, L. (2019). Simulated changes in the particulate carbon export efficiency due to diel vertical migration of zooplankton in the North Atlantic. *Geophysical Research Letters*, 46(10), 5387–5395. <https://doi.org/10.1029/2018GL081748>
- Goutx, M., Cedex, M., Wakeham, S. G., Lee, C., Duflos, M., Guiguc, C., et al. (2007). Composition and degradation of marine particles with different settling velocities in the northwestern Mediterranean Sea. *Limnology & Oceanography*, 52(4), 1645–1664. <https://doi.org/10.4319/lo.2007.52.4.1645>
- Guidi, L., Stemann, L., Jackson, G. A., Ibanez, F., Claustre, H., Legendre, L., et al. (2009). Effects of phytoplankton community on production, size and export of large aggregates: A world-ocean analysis. *Limnology & Oceanography*, 54(6), 1951–1963. <https://doi.org/10.4319/lo.2009.54.6.1951>
- Guislain, A. L. N., & Köhler, J. (2022). From minute to day: Ecophysiological response of phytoplankton to fluctuating light exposure during vertical mixing. *Limnology & Oceanography*, 67(12), 2809–2820. <https://doi.org/10.1002/lno.12240>
- Hach, P. F., Marchant, H. K., Krupke, A., Riedel, T., Meier, D. V., Lavik, G., et al. (2020). Rapid microbial diversification of dissolved organic matter in oceanic surface waters leads to carbon sequestration. *Scientific Reports*, 10(1), 1–10. <https://doi.org/10.1038/s41598-020-69930-y>
- Hammer, A., & Pitchford, J. (2005). The role of mixotrophy in plankton bloom dynamics, and the consequences for productivity. *ICES Journal of Marine Science*, 62(5), 833–840. <https://doi.org/10.1016/j.icesjms.2005.03.001>
- Hawco, N. J., Tagliabue, A., & Twining, B. S. (2022). Manganese limitation of phytoplankton physiology and productivity in the southern ocean. *Global Biogeochemical Cycles*, 36(11). <https://doi.org/10.1029/2022gb007382>

- Henson, S. A., Sanders, R., & Madsen, E. (2012). Global patterns in efficiency of particulate organic carbon export and transfer to the deep ocean. *Global Biogeochemical Cycles*, 26(1), 1–14. <https://doi.org/10.1029/2011GB004099>
- Hieronymus, J., & Walin, G. (2013). Unravelling the land source: An investigation of the processes contributing to the oceanic input of DIC and alkalinity. *Tellus Series B Chemical and Physical Meteorology*, 65(1), 1–10. <https://doi.org/10.3402/tellusb.v65i0.19683>
- Hoarfrost, A., & Arnosti, C. (2017). Heterotrophic extracellular enzymatic activities in the Atlantic Ocean follow patterns across spatial and depth regimes. *Frontiers in Marine Science*, 4, 1–11. <https://doi.org/10.3389/fmars.2017.00200>
- Holder, C., & Gnanadesikan, A. (2023). How well do Earth System Models capture apparent relationships between phytoplankton biomass and environmental variables? *Global Biogeochemical Cycles*, 37(7), e2023GB007701. <https://doi.org/10.1029/2023GB007701>
- Hopkinson, C. S., & Vallino, J. J. (2005). Efficient export of carbon to the deep ocean through dissolved organic matter. *Nature*, 433(7022), 142–145. <https://doi.org/10.1038/nature03191>
- Hu, X., & Cai, W. J. (2011). An assessment of ocean margin anaerobic processes on oceanic alkalinity budget. *Global Biogeochemical Cycles*, 25(3), 1–11. <https://doi.org/10.1029/2010GB003859>
- Irwin, A., Finkel, Z., Muller-Karger, F., & Ghinaglia, L. (2015). Phytoplankton adapt to changing ocean environments. *PNAS*, 112(18), 5762–5766. <https://doi.org/10.1073/pnas.1414752112>
- Iversen, M. H., & Ploug, H. (2010). Ballast minerals and the sinking carbon flux in the ocean: Carbon-specific respiration rates and sinking velocity of marine snow aggregates. *Biogeosciences*, 7(9), 2613–2624. <https://doi.org/10.5194/bg-7-2613-2010>
- Iversen, M., & Poulsen, L. (2007). Coprorhexy, coprophagy, and coprophaly in the copepods *Calanus helgolandicus*, *Pseudocalanus elongatus*, and *Oithona similis*. *Marine Ecology Progress Series*, 350(1990), 79–89. <https://doi.org/10.3354/meps07095>
- Jansen, H., & Wolf-Gladrow, D. A. (2001). Carbonate dissolution in copepod guts: A numerical model. *Marine Ecology Progress Series*, 221(1995), 199–207. <https://doi.org/10.3354/meps221199>
- Jiao, N., Herndl, G. J., Hansell, D. A., Benner, R., Kattner, G., Wilhelm, S. W., et al. (2010). Microbial production of recalcitrant dissolved organic matter: Long-term carbon storage in the global ocean. *Nature Reviews Microbiology*, 8(8), 593–599. <https://doi.org/10.1038/nrmicro2386>
- Jónasdóttir, S. H., Visser, A. W., Richardson, K., & Heath, M. R. (2015). Seasonal copepod lipid pump promotes carbon sequestration in the deep North Atlantic. *Proceedings of the National Academy of Sciences*, 112(39), 12122–12126. <https://doi.org/10.1073/pnas.1512110112>
- Jónasdóttir, S. H., Wilson, R. J., Gislason, A., & Heath, M. R. (2019). Lipid content in overwintering *Calanus finmarchicus* across the subpolar eastern North Atlantic Ocean. *Limnology & Oceanography*, 64(5), 2029–2043. <https://doi.org/10.1002/lno.11167>
- Kaneko, H., Blanc-Mathieu, R., Endo, H., Chaffron, S., Delmont, T. O., Gaia, M., et al. (2021). Eukaryotic virus composition can predict the efficiency of carbon export in the global ocean. *iScience*, 24(1), 102002. <https://doi.org/10.1016/j.isci.2020.102002>
- Karakaş, G., Nowald, N., Schäfer-Neth, C., Iversen, M., Barkmann, W., Fischer, G., et al. (2009). Impact of particle aggregation on vertical fluxes of organic matter. *Progress in Oceanography*, 83(1–4), 331–341. <https://doi.org/10.1016/j.pocean.2009.07.047>
- Karakaş, O., Völker, C., Iversen, M., Hagen, W., Wolf-Gladrow, D., Fach, B., & Hauck, J. (2021). Modeling the impact of macrozooplankton on carbon export production in the southern ocean. *Journal of Geophysical Research: Oceans*, 126(12), 1–22. <https://doi.org/10.1029/2021JC017315>
- Kim, H. C., & Lee, K. (2009). Significant contribution of dissolved organic matter to seawater alkalinity. *Geophysical Research Letters*, 36(20), 1–5. <https://doi.org/10.1029/2009GL040271>
- Klaas, C., & Archer, D. E. (2002). Association of sinking organic matter with various types of mineral ballast in the deep sea: Implications for the rain ratio. *Global Biogeochemical Cycles*, 16(4), 63–163–14. <https://doi.org/10.1029/2001GB001765>
- Ko, Y. H., Lee, K., Eom, K. H., & Han, I. S. (2016). Organic alkalinity produced by phytoplankton and its effect on the computation of ocean carbon parameters. *Limnology & Oceanography*, 61(4), 1462–1471. <https://doi.org/10.1002/lno.10309>
- Kroeker, K. J., Gambi, M. C., & Micheli, F. (2013). Community dynamics and ecosystem simplification in a high-CO₂ ocean. *Proceedings of the National Academy of Sciences of the United States of America*, 110(31), 12721–12726. <https://doi.org/10.1073/pnas.1216464110>
- Krumhardt, K. M., Long, M. C., Lindsay, K., & Levy, M. N. (2020). Southern Ocean calcification controls the global distribution of alkalinity. *Global Biogeochemical Cycles*, 34(12), 1–17. <https://doi.org/10.1029/2020GB006727>
- Krumins, V., Gehlen, M., Arndt, S., Van Cappellen, P., & Regnier, P. (2013). Dissolved inorganic carbon and alkalinity fluxes from coastal marine sediments: Model estimates for different shelf environments and sensitivity to global change. *Biogeosciences*, 10(1), 371–398. <https://doi.org/10.5194/bg-10-371-2013>
- Kwiatkowski, L., Aumont, O., & Bopp, L. (2018). Consistent trophic amplification of marine biomass declines under climate change. *Global Change Biology*, 25(1), 218–229. <https://doi.org/10.1111/gcb.14468>
- Kwiatkowski, L., Yool, A., Allen, J. I., Anderson, T. R., Barciela, R., Buitenhuis, E. T., et al. (2014). IMarNet: An ocean biogeochemistry model intercomparison project within a common physical ocean modelling framework. *Biogeosciences*, 11(24), 7291–7304. <https://doi.org/10.5194/bg-11-7291-2014>
- Kwon, E. Y., Sreeush, M. G., Timmermann, A., Karl, D. M., Church, M. J., Lee, S. S., & Yamaguchi, R. (2022). Nutrient uptake plasticity in phytoplankton sustains future ocean net primary production. *Science Advances*, 8(51), eadd2475. <https://doi.org/10.1126/sciadv.add2475>
- Laber, C. P., Hunter, J. E., Carvalho, F., Collins, J. R., Hunter, E. J., Schieler, B. M., et al. (2018). Coccolithovirus facilitation of carbon export in the North Atlantic. *Nature Microbiology*, 3(5), 537–547. <https://doi.org/10.1038/s41564-018-0128-4>
- Lacroix, F., Ilyina, T., & Hartmann, J. (2020). Oceanic CO₂ outgassing and biological production hotspots induced by pre-industrial river loads of nutrients and carbon in a global modeling approach. *Biogeosciences*, 17(1), 55–88. <https://doi.org/10.5194/bg-17-55-2020>
- Lam, P. J., Doney, S. C., & Bishop, J. K. B. (2011). The dynamic ocean biological pump: Insights from a global compilation of particulate organic carbon, CaCO₃, and opal concentration profiles from the mesopelagic. *Global Biogeochemical Cycles*, 25(3), GB3009. <https://doi.org/10.1029/2010GB003868>
- Lampitt, R. S., Noji, T., & von Bodungen, B. (1990). What happens to zooplankton faecal pellets? Implications for material flux. *Marine Biology*, 104(1), 15–23. <https://doi.org/10.1007/BF01313152>
- Lannuzel, D., Tedesco, L., van Leeuwe, M., Campbell, K., Flores, H., Delille, B., et al. (2020). The future of Arctic sea-ice biogeochemistry and ice-associated ecosystems. *Nature Climate Change*, 10(11), 983–992. <https://doi.org/10.1038/s41558-020-00940-4>
- Le Moigne, F. A. C., Pabortsava, K., Marcinko, C. L. J., Martin, P., & Sanders, R. J. (2014). Where is mineral ballast important for surface export of particulate organic carbon in the ocean? *Geophysical Research Letters*, 41(23), 8460–8468. <https://doi.org/10.1002/2014GL061678>
- Lebrato, M., de Jesus Mendes, P., Steinberg, D. K., Cartes, J. E., Jones, B. M., Bira, L. M., et al. (2013). Jelly biomass sinking speed reveals a fast carbon export mechanism. *Limnology & Oceanography*, 58(3), 1113–1122. <https://doi.org/10.4319/lno.2013.58.3.1113>
- Loh, A. N., & Bauer, J. E. (2000). Distribution, partitioning and fluxes of dissolved and particulate organic C, N and P in the eastern North Pacific and Southern Oceans. *Deep-Sea Research Part I Oceanographic Research Papers*, 47(12), 2287–2316. [https://doi.org/10.1016/S0967-0637\(00\)00027-3](https://doi.org/10.1016/S0967-0637(00)00027-3)

- Marañón, E., Lorenzo, M. P., Cermeño, P., & Mouríño-Carballido, B. (2018). Nutrient limitation suppresses the temperature dependence of phytoplankton metabolic rates. *ISME Journal*, *12*(7), 1836–1845. <https://doi.org/10.1038/s41396-018-0105-1>
- McDonnell, A. M. P., Boyd, P. W., & Buesseler, K. O. (2015). Effects of sinking velocities and microbial respiration rates on the attenuation of particulate carbon fluxes through the mesopelagic zone. *Global Biogeochemical Cycles*, *29*(2), 175–193. <https://doi.org/10.1002/2014GB004935>
- Meyer, J., & Riebesell, U. (2015). Reviews and syntheses: Responses of coccolithophores to ocean acidification: A meta-analysis. *Biogeosciences*, *12*(6), 1671–1682. <https://doi.org/10.5194/bg-12-1671-2015>
- Millero, F. J., Lee, K., & Roche, M. (1998). Distribution of alkalinity in the surface waters of the major oceans. *Marine Chemistry*, *60*(1–2), 111–130. [https://doi.org/10.1016/S0304-4203\(97\)00084-4](https://doi.org/10.1016/S0304-4203(97)00084-4)
- Monteiro, F. M., Bach, L. T., Brownlee, C., Bown, P., Rickaby, R. E. M., Poulton, A. J., et al. (2016). Why marine phytoplankton calcify. *Science Advances*, *2*(7). <https://doi.org/10.1126/sciadv.1501822>
- Moran, M. A., Ferrer-González, F. X., Fu, H., Nowinski, B., Olofsson, M., Powers, M. A., et al. (2022). The Ocean's labile DOC supply chain. *Limnology & Oceanography*, *67*(5), 1007–1021. <https://doi.org/10.1002/lno.12053>
- Myksovoll, M., Sandø, A., Tjiputra, J., Samuelsen, A., Yumruktepe, V., Li, C., et al. (2023). Key physical processes and their model representation for projecting climate impacts on subarctic Atlantic net primary production: A synthesis. *Progress in Oceanography*, *217*, 103084. <https://doi.org/10.1016/j.pocean.2023.103084>
- Nowicki, M., DeVries, T., & Siegel, D. A. (2022). Quantifying the carbon export and sequestration pathways of the ocean's biological carbon pump. *Global Biogeochemical Cycles*, *36*(3), 1–22. <https://doi.org/10.1029/2021GB007083>
- O'Connor, M. I., Piehler, M. F., Leech, D. M., Anton, A., & Bruno, J. F. (2009). Warming and resource availability shift food web structure and metabolism. *PLoS Biology*, *7*(8), e1000178. <https://doi.org/10.1371/journal.pbio.1000178>
- Paulmier, A., Kriest, I., & Oschlies, A. (2009). Stoichiometries of remineralisation and denitrification in global biogeochemical ocean models. *Biogeosciences*, *6*(5), 923–935. <https://doi.org/10.5194/bg-6-923-2009>
- Pinti, J., DeVries, T., Norin, T., Serra-Pompei, C., Proud, R., Siegel, D. A., et al. (2023). Model estimates of metazoans' contributions to the biological carbon pump. *Biogeosciences*, *20*(5), 997–1009. <https://doi.org/10.5194/bg-20-997-2023>
- Ratnarajah, L., Abu-Alhaja, R., Atkinson, A., Batten, S., Bax, N. J., Bernard, K. S., et al. (2023). Monitoring and modelling marine zooplankton in a changing climate. *Nature Communications*, *14*(1), 564. <https://doi.org/10.1038/s41467-023-36241-5>
- Raymond, P. A., & Cole, J. J. (2003). Increase in the export of alkalinity from North America's largest river. *Science*, *301*(5629), 88–91. <https://doi.org/10.1126/science.1083788>
- Riebesell, U., & Wolf-Gladrow, D. A. (1992). The relationship between physical aggregation of phytoplankton and particle flux: A numerical model. *Deep-Sea Research, Part A: Oceanographic Research Papers*, *39*(7–8), 1085–1102. [https://doi.org/10.1016/0198-0149\(92\)90058-2](https://doi.org/10.1016/0198-0149(92)90058-2)
- Rixen, T., Gaye, B., Emeis, K. C., & Ramaswamy, V. (2019). The ballast effect of lithogenic matter and its influences on the carbon fluxes in the Indian Ocean. *Biogeosciences*, *16*(2), 485–503. <https://doi.org/10.5194/bg-16-485-2019>
- Roberts, C. M., O'Leary, B. C., Mccauley, D. J., Cury, P. M., Duarte, C. M., Lubchenco, J., et al. (2017). Marine reserves can mitigate and promote adaptation to climate change. *Proceedings of the National Academy of Sciences of the United States of America*, *114*(24), 6167–6175. <https://doi.org/10.1073/pnas.1701262114>
- Rohr, T., Richardson, A. J., Lenton, A., Chamberlain, M. A., & Shadwick, E. H. (2023). Zooplankton grazing is the largest source of uncertainty for marine carbon cycling in CMIP6 models. *Nature Communications Earth and Environment*, *4*(1), 212. <https://doi.org/10.1038/s43247-023-00871-w>
- Rysgaard, S., Glud, R. N., Sejr, M. K., Bendtsen, J., & Christensen, P. B. (2007). Inorganic carbon transport during sea ice growth and decay: A carbon pump in polar seas. *Journal of Geophysical Research*, *112*(3), 1–8. <https://doi.org/10.1029/2006JC003572>
- Saba, G. K., Burd, A. B., Dunne, J. P., Hernández-León, S., Martin, A. H., Rose, K. A., et al. (2021). Toward a better understanding of fish-based contribution to ocean carbon flux. *Limnology & Oceanography*, *66*(5), 1639–1664. <https://doi.org/10.1002/lno.11709>
- Sauterey, B., Le Gland, G., Cermeño, P., Aumont, O., Lévy, M., & Vallina, S. (2023). Phytoplankton adaptive resilience to climate change collapses in case of extreme events – A modeling study. *Ecological Modelling*, *483*, 110437. <https://doi.org/10.1016/j.ecolmodel.2023.110437>
- Schmidt, K., De La Rocha, C. L., Gallinari, M., & Cortese, G. (2014). Not all calcite ballast is created equal: Differing effects of foraminiferan and coccolith calcite on the formation and sinking of aggregates. *Biogeosciences*, *11*(1), 135–145. <https://doi.org/10.5194/bg-11-135-2014>
- Schneider, B., Schlitzer, R., Fischer, G., & Nöthig, E. M. (2003). Depth-dependent elemental compositions of particulate organic matter (POM) in the ocean. *Global Biogeochemical Cycles*, *17*(2). <https://doi.org/10.1029/2002gb001871>
- Seferian, R., Berthet, S., Yool, A., Palmieri, J., Bopp, L., Tagliabue, A., et al. (2020). Tracking improvement in simulated marine biogeochemistry between CMIP5 and CMIP6. *Current Climate Change Reports*, *6*(3), 95–119. <https://doi.org/10.1007/s40641-020-00160-0>
- Seifert, M., Nissen, C., Rost, B., & Hauck, J. (2022). Cascading effects augment the direct impact of CO₂ on phytoplankton growth in a biogeochemical model. *Elementa: Science of the Anthropocene*, *10*(1). <https://doi.org/10.1525/elementa.2021.00104>
- Shen, Y., & Benner, R. (2020). Molecular properties are a primary control on the microbial utilization of dissolved organic matter in the ocean. *Limnology & Oceanography*, *65*(5), 1061–1071. <https://doi.org/10.1002/lno.11369>
- Sherman, E., Moore, J. K., Primeau, F., & Tanouye, D. (2016). Temperature influence on phytoplankton community growth rates. *Global Biogeochemical Cycles*, *30*(4), 550–559. <https://doi.org/10.1002/2015GB005272>
- Steinberg, D. K., Carlson, C. A., Bates, N. R., Goldthwait, S. A., Madin, L. P., & Michaels, A. F. (2000). Zooplankton vertical migration and the active transport of dissolved organic and inorganic carbon in the Sargasso Sea. *Deep Sea Research Part I: Oceanographic Research Papers*, *47*(1), 137–158. [https://doi.org/10.1016/S0967-0637\(99\)00052-7](https://doi.org/10.1016/S0967-0637(99)00052-7)
- Steinberg, D. K., Cope, J. S., Wilson, S. E., & Kobari, T. (2008). A comparison of mesopelagic mesozooplankton community structure in the subtropical and subarctic North Pacific Ocean. *Deep-Sea Research Part II Topical Studies in Oceanography*, *55*(14–15), 1615–1635. <https://doi.org/10.1016/j.dsr2.2008.04.025>
- Steinberg, D. K., Silver, M. W., & Pilskaln, C. H. (1997). Role of mesopelagic zooplankton in the community metabolism of giant larvacean house detritus in Monterey Bay, California, United States. *Marine Ecology Progress Series*, *147*(1–3), 167–179. <https://doi.org/10.3354/meps147167>
- Stemmann, L., Jackson, G. A., & Gorsky, G. (2004). A vertical model of particle size distributions and fluxes in the midwater column that includes biological and physical processes - Part II: Application to a three year survey in the NW Mediterranean Sea. *Deep-Sea Research Part I Oceanographic Research Papers*, *51*(7), 885–908. <https://doi.org/10.1016/j.dsr.2004.03.002>
- Stukel, M. R., Décima, M., & Landry, M. R. (2022). Quantifying biological carbon pump pathways with a data-constrained mechanistic model ensemble approach. *Biogeosciences*, *19*(15), 3595–3624. <https://doi.org/10.5194/bg-19-3595-2022>
- Sulpis, O., Jeansson, E., Dinauer, A., Lauvset, S. K., & Middelburg, J. J. (2021). Calcium carbonate dissolution patterns in the ocean. *Nature Geoscience*, *14*(6), 423–428. <https://doi.org/10.1038/s41561-021-00743-y>

- Suttle, C. A. (2007). Marine viruses - Major players in the global ecosystem. *Nature Reviews Microbiology*, 5(10), 801–812. <https://doi.org/10.1038/nrmicro1750>
- Takeuchi, M., Doubell, M. J., Jackson, G. A., Yukawa, M., Sagara, Y., & Yamazaki, H. (2019). Turbulence mediates marine aggregate formation and destruction in the upper ocean. *Scientific Reports*, 9(1), 1–8. <https://doi.org/10.1038/s41598-019-52470-5>
- Tamburini, C., Boutrif, M., Garel, M., Colwell, R. R., & Deming, J. W. (2013). Prokaryotic responses to hydrostatic pressure in the ocean - A review. *Environmental Microbiology*, 15(5), 1262–1274. <https://doi.org/10.1111/1462-2920.12084>
- Tang, W., Llort, J., Weis, J., Perron, M. M. G., Basart, S., Li, Z., et al. (2021). Widespread phytoplankton blooms triggered by 2019–2020 Australian wildfires. *Nature*, 597(7876), 370–375. <https://doi.org/10.1038/s41586-021-03805-8>
- Taucher, J., & Oschlies, A. (2011). Can we predict the direction of marine primary production change under global warming? *Geophysical Research Letters*, 38(2), L02603. <https://doi.org/10.1029/2010GL045934>
- Taylor, G. T., Thunell, R., Varela, R., Benitez-Nelson, C., & Scranton, M. I. (2009). Hydrolytic ectoenzyme activity associated with suspended and sinking organic particles within the anoxic Cariaco Basin. *Deep-Sea Research Part I Oceanographic Research Papers*, 56(8), 1266–1283. <https://doi.org/10.1016/j.dsr.2009.02.006>
- Ward, B. A., & Follows, M. J. (2016). Marine mixotrophy increases trophic transfer efficiency, mean organism size, and vertical carbon flux. *PNAS*, 113(11), 2958–2963. <https://doi.org/10.1073/pnas.1517118113>
- Wenley, J., Currie, K., Lockwood, S., Thomson, B., Baltar, F., & Morales, S. E. (2021). Seasonal prokaryotic community linkages between surface and deep ocean water. *Frontiers in Marine Science*, 8, 1–10. <https://doi.org/10.3389/fmars.2021.659641>
- Wilson, J. D., Barker, S., & Ridgwell, A. (2012). Assessment of the spatial variability in particulate organic matter and mineral sinking fluxes in the ocean interior: Implications for the ballast hypothesis. *Global Biogeochemical Cycles*, 26(4), 1–15. <https://doi.org/10.1029/2012GB004398>
- Wilson, R. W., Millero, F. J., Taylor, J. R., Walsh, P. J., Christensen, V., Jennings, S., & Grosell, M. (2009). Contribution of fish to the marine inorganic carbon cycle. *Science*, 323(5912), 359–362. <https://doi.org/10.1126/science.1157972>
- Wolf-Gladrow, D. A., Zeebe, R. E., Klaas, C., Körtzinger, A., & Dickson, A. G. (2007). Total alkalinity: The explicit conservative expression and its application to biogeochemical processes. *Marine Chemistry*, 106(1–2), 287–300. <https://doi.org/10.1016/j.marchem.2007.01.006>
- Woodsley, R. J., Millero, F. J., & Grosell, M. (2012). The solubility of fish-produced high magnesium calcite in seawater. *Journal of Geophysical Research*, 117(4), 1–5. <https://doi.org/10.1029/2011JC007599>
- Xiao, Y., & Friedrichs, M. A. M. (2014). Using biogeochemical data assimilation to assess the relative skill of multiple ecosystem models in the Mid-Atlantic Bight: Effects of increasing the complexity of the planktonic food web. *Biogeosciences*, 11(11), 3015–3030. <https://doi.org/10.5194/bg-11-3015-2014>
- Yao, W., Kvale, K. F., Koeve, W., Landolfi, A., Achterberg, E., Bertrand, E. M., & Oschlies, A. (2022). Simulated future trends in marine nitrogen fixation are sensitive to model iron implementation. *Global Biogeochemical Cycles*, 36(3), e2020GB006851. <https://doi.org/10.1029/2020GB006851>
- Yeber, L., Almeida, C., & Hernández-León, S. (2005). Vertical distribution of zooplankton and active flux across an anticyclonic eddy in the Canary Island waters. *Deep-Sea Research Part I Oceanographic Research Papers*, 52(1), 69–83. <https://doi.org/10.1016/j.dsr.2004.08.010>